



Jain Irrigation Systems Ltd.
Small Ideas. Big Revolutions.®

Financial Review Q4 & FY26 15-May-2026



“Leave this world
better than you found it”

Shri. Bhavarlal H. Jain (1937-2016)
Founder



ROOTED IN RESILIENCE
GROWING WITH EXCELLENCE

About the Company

- Jain Irrigation Systems Ltd (JISL), with its Corporate Mission "**Leave this world better than you found it**" is a leading diversified entity since 1986.
- JISL has done pioneering work in water-management through Micro Irrigation in India. We have successfully introduced some hi-tech concepts to Indian agriculture such as 'Integrated System Approach', One-Stop-Shop for Farmer, 'Infrastructure Status to Micro Irrigation & Farm as Industry
- JISL is also a worlds largest tissue culture company in Banana plantations with more than 140 million plants annually
- We have a global presence with 19 manufacturing bases spread over four continents. Our products are supplied to 126+ countries with able assistance from 4,000+ dealers and distributors worldwide. We have served over 10 million farmers to transform underlying farming to enable prosperity in a sustainable manner.



Jain Irrigation Systems Ltd.

Small Ideas. Big Revolutions.®

₹64.0Bn

Consolidated Revenues
31st March, 2026

₹57.8Bn

Consolidated Revenues
31st March, 2025

₹8.1Bn

Consolidated EBITDA
31st March, 2026

₹7.2Bn

Consolidated EBITDA
31st March, 2025

10,000+

Associates Globally

Touching lives in more than one way

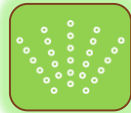


HI-TECH AGRI INPUTS

More Crop Per Drop®



**DRIP
IRRIGATION**



**SPRINKLER
IRRIGATION**



**PRECISION
FARMING**



**TISSUE
CULTURE**



**SOLAR AGRI
PUMP**



**PVC PIPES &
FITTINGS**



**PE PIPE &
FITTINGS**



**PLUMBING
SYSTEMS**



**DRINKING
WATER SOLUTION**



**PLASTIC
SHEETS**



**FRUIT
PROCESSING**



**SPICES
PROCESSING**



**DEHYDRATED
PRODUCTS**



**IQF
PRODUCTS**



**BEVERAGES
PRODUCTS**

PLASTIC DIVISION

Your Lifeline to Prosperity®

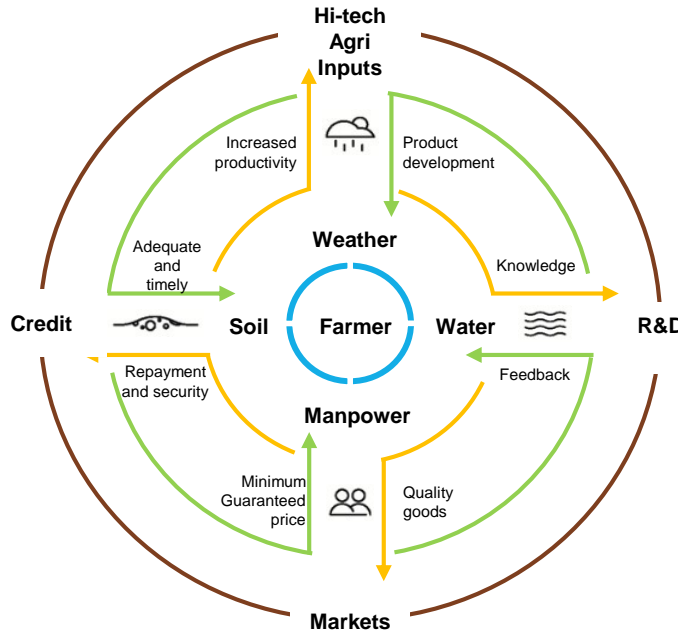
AGRO PROCESSING

Your Recipe for Great Taste®

Unique, Well Diversified, Fully Integrated Agri Value Chain Business

Hi-Tech Agri

- ▶ Drip & Sprinkler Systems, Precision Farming Advisory, Climate Smart Solutions.
- ▶ Solar Agri Pump
- ▶ Large Tissue Culture plant capacity for Banana, Pomegranate, Sweet Orange and others
- ▶ Aeroponic & Hydroponic technology for Air Aloo™
- ▶ Well geographically spread – over 4,000 dealers / distributors across India
- ▶ World class manufacturing facilities
- ▶ Strong in-house R&D base



Plastic

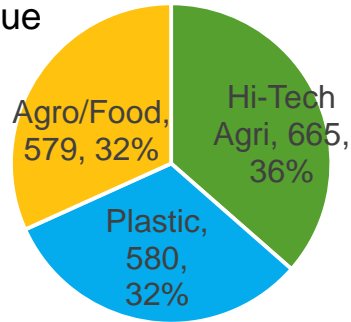
- ▶ PVC Pipes, fittings, Polyethylene Pipes Turnkey Projects, PVC Sheets
- ▶ Catering to Agricultural, Industrial & Infrastructural customer base
- ▶ Manufacturing in India, UK, USA & Europe.
- ▶ Forayed into urban markets by introducing plumbing systems
- ▶ Plastic Sheet manufacturing business in USA & UK to serve local customers

Agro Processing

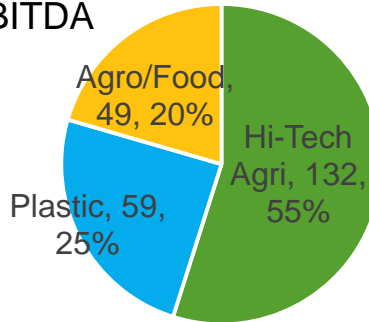
- ▶ Fruit pulps, concentrates, vegetable dehydrations, spice processing, etc.
- ▶ Global leaders in Mango processing and Onion & Garlic dehydration
- ▶ Catering to top global food companies
- ▶ Manufacturing in India, UK, USA and Turkey
- ▶ State of Art Beverages Bottling Plant with 600/800 BPM capacity.

Consolidated Performance : Q4 FY26

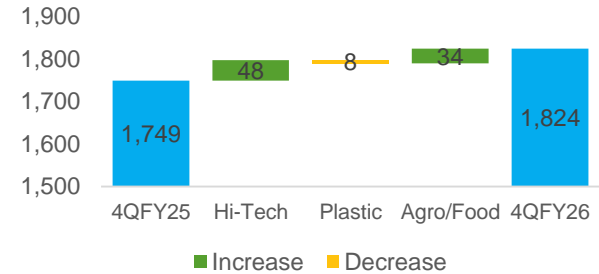
Revenue ₹ in crs



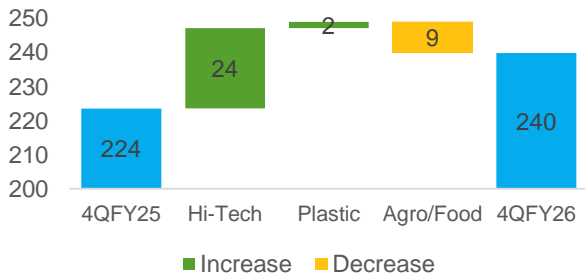
EBITDA ₹ in crs



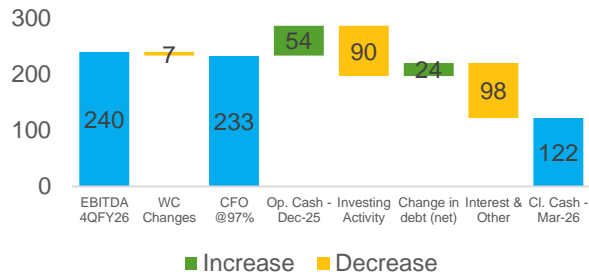
Revenue ₹ in crs



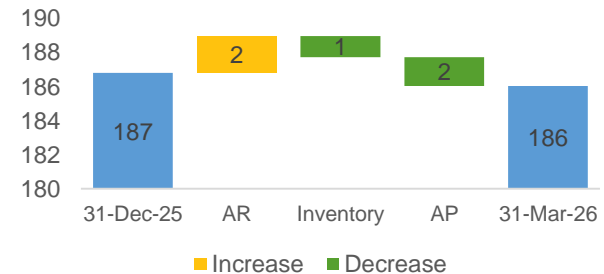
EBITDA ₹ in crs



Cash Flow Statement ₹ in crs

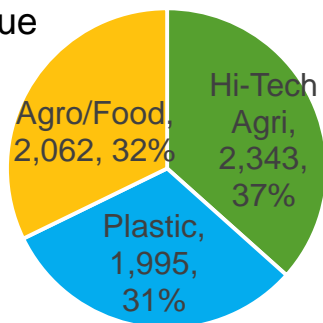


Working Capital Cycle in Days

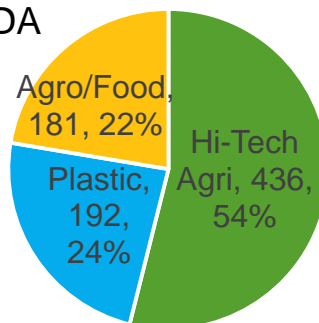


Consolidated Performance : FY26

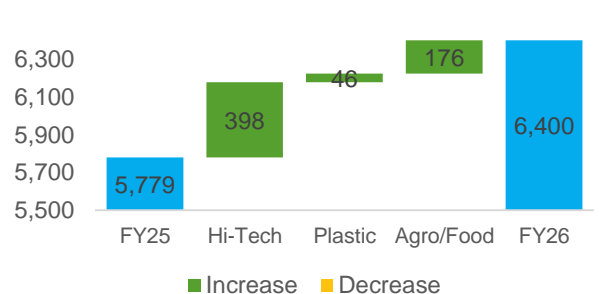
Revenue ₹ in crs



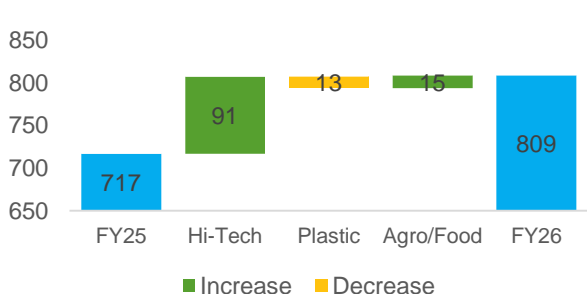
EBITDA ₹ in crs



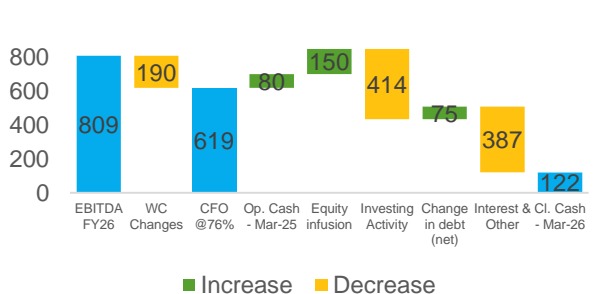
Revenue ₹ in crs



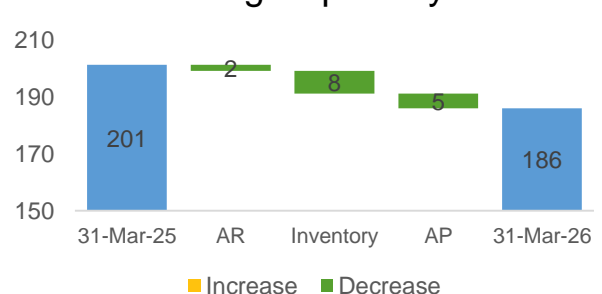
EBITDA ₹ in crs



Cash Flow Statement ₹ in crs

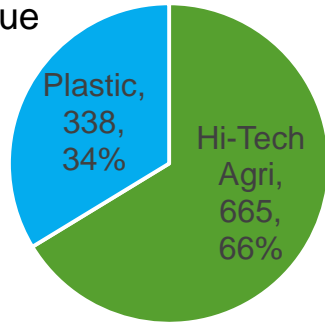


Working Capital Cycle in Days



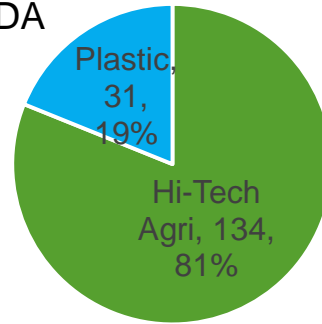
Standalone Performance : Q4 FY26

Revenue



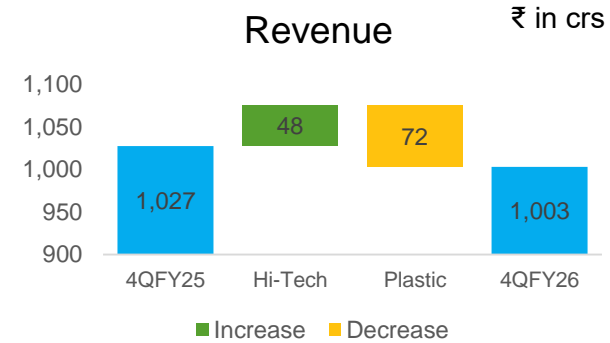
₹ in crs

EBITDA



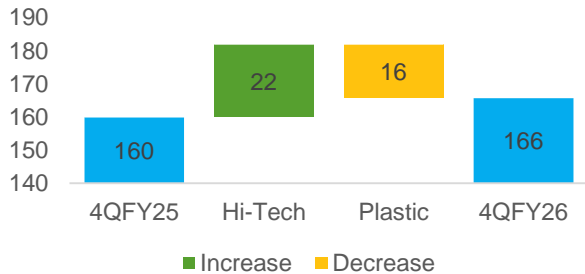
₹ in crs

Revenue



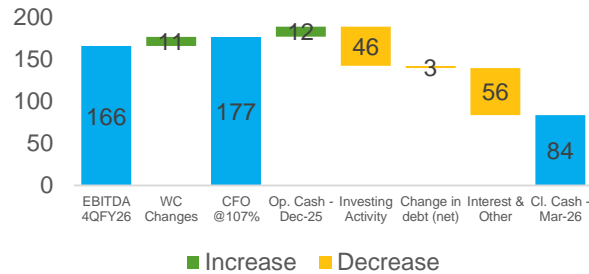
EBITDA

₹ in crs



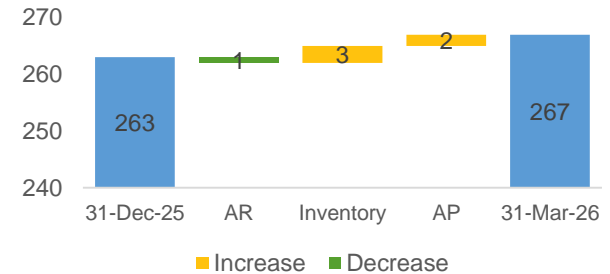
Cash Flow Statement

₹ in crs



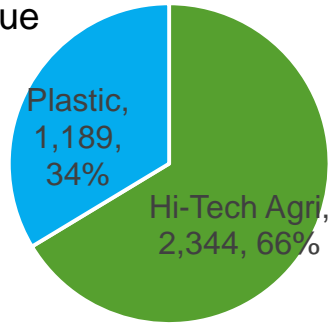
Working Capital Cycle

in Days



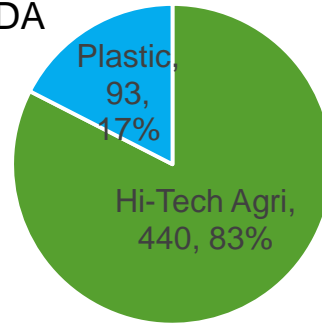
Standalone Performance : FY26

Revenue



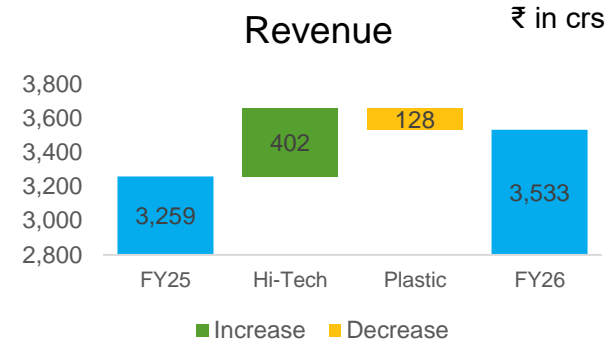
₹ in crs

EBITDA



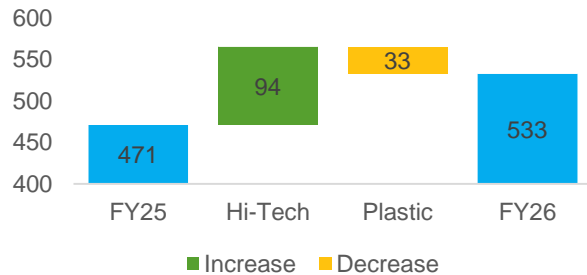
₹ in crs

Revenue



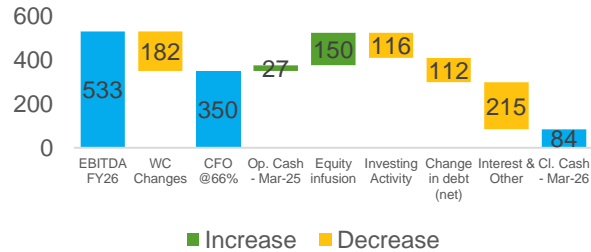
EBITDA

₹ in crs



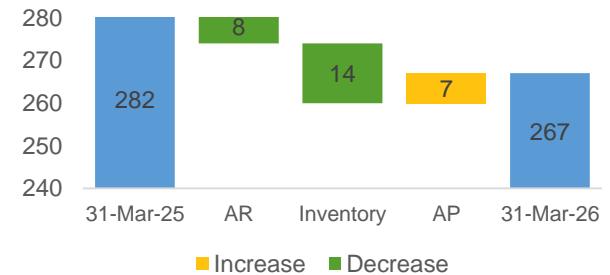
Cash Flow Statement

₹ in crs



Working Capital Cycle

in Days



Financial Performance : Consolidated

All figures in ₹ crs

Particulars	4QFY26	4QFY25	YoY change	FY26	FY25	YoY change
Revenue	1,824.0	1,748.7	4.3%	6,399.5	5,779.3	10.7%
<i>Hi-Tech</i>	665.0	616.6	7.8%	2,342.9	1,944.8	20.5%
<i>Plastic</i>	579.8	587.3	-1.3%	1,994.6	1,948.7	2.4%
<i>Agro Processing</i>	579.2	544.8	6.3%	2,062.0	1,885.8	9.3%
EBITDA	239.9	223.6	7.3%	808.9	716.8	12.8%
<i>Hi-Tech</i>	131.7	108.1	21.8%	436.1	345.5	26.2%
<i>Plastic</i>	59.0	57.1	3.3%	191.9	205.3	-6.5%
<i>Agro Processing</i>	49.2	58.4	-15.8%	180.9	166.0	9.0%
Margin	13.2%	12.8%		12.6%	12.4%	
<i>Hi-Tech</i>	19.8%	17.5%		18.6%	17.8%	
<i>Plastic</i>	10.2%	9.7%		9.6%	10.5%	
<i>Agro Processing</i>	8.5%	10.7%		8.8%	8.8%	
Adjusted PAT#	51.8	46.4	11.6%	133.1	97.8	36.0%
PAT	-19.0	27.9		-40.0	25.7	
Cash PAT	55.1	95.1		241.9	278.8	

Adjusted PAT is calculated before exceptional items, deferred tax re-measured impact and unwinding of finance costs of ₹ 83.61 crs (non-cash) related to 0.01% NCDs/EBCs.

Exceptional items for FY26 include: (i) a statutory impact of ₹23.97 crores arising from the implementation of the new Labour Codes notified by the Government of India, primarily due to changes in the wage definition impacting gratuity liabilities; (ii) de-recognition of goodwill amounting to ₹14.91 crores following the liquidation of a non-operational subsidiary; and (iii) ₹16.45 crores incurred towards shutdown and repair of critical plant equipment due to prolonged production disruption, which is non-recurring and not in the ordinary course of business.

Further, pursuant to amendments introduced under the Finance Act, 2026, the Parent Company and one Indian subsidiary have opted to transition to the concessional tax regime under Section 115BAA effective April 1, 2026. Consequently, deferred tax assets and liabilities were remeasured based on the revised effective tax rate of 25.17%, resulting in a one-time deferred tax charge of ₹34.13 crores in FY26.

Financial Performance : Standalone

All figures in ₹ crs

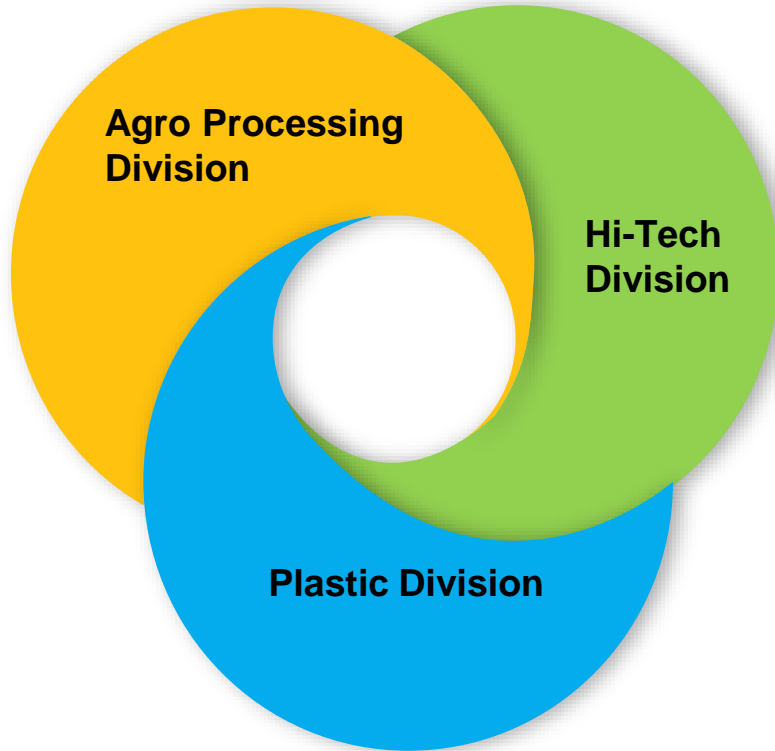
Particulars	4QFY26	4QFY25	YoY change	FY26	FY25	YoY change
Revenue	1,003.1	1,027.3	-2.4%	3,533.3	3,259.0	8.4%
<i>Hi-Tech</i>	665.0	617.1	7.8%	2,344.4	1,942.3	20.7%
<i>Plastic</i>	338.1	410.2	-17.6%	1,188.9	1,316.7	-9.7%
EBITDA	165.7	159.9	3.6%	532.5	471.0	13.1%
<i>Hi-Tech</i>	134.4	112.5	19.5%	439.5	345.5	27.2%
<i>Plastic</i>	31.3	47.4	-34.0%	93.0	125.5	-25.9%
Margin	16.5%	15.6%		15.1%	14.5%	
<i>Hi-Tech</i>	20.2%	18.2%		18.7%	17.8%	
<i>Plastic</i>	9.3%	11.6%		7.8%	9.5%	
Adjusted PAT#	55.9	46.9	19.2%	152.6	96.9	57.5%
PAT	11.3	28.3		24.0	24.7	
Cash PAT	55.0	73.7		191.8	183.7	

Adjusted PAT is calculated before exceptional items, deferred tax re-measured impact and unwinding of finance costs of ₹ 83.61 crs (non-cash) related to 0.01% NCDs/EBCs.

Exceptional items for FY26 include a statutory impact of ₹20.72 crores arising from the implementation of the new Labour Codes notified by the Government of India, primarily due to changes in the wage definition impacting gratuity liabilities. Considering the material, regulatory-driven and non-recurring nature of this impact, the same has been disclosed under Exceptional Items in the Standalone Statement of Profit & Loss. The Company continues to assess the impact of the new Labour Codes on other employee-related obligations and is monitoring further clarifications and finalisation of Central / State Rules.

Further, pursuant to amendments introduced under the Finance Act, 2026, the Company has opted to transition to the concessional tax regime under Section 115BAA effective April 1, 2026. Consequently, deferred tax assets and liabilities were remeasured based on the revised effective tax rate of 25.17%, resulting in a one-time net deferred tax charge of ₹24.23 crores in FY26.

Business Overview : Q4 FY26



Hi-Tech Division

- Delivered strong performance despite global headwinds, with revenue growth of 7.8% YoY and EBITDA growth of 21.8% YoY.
- The India domestic business recorded robust growth of 21.3% YoY.

Plastic Division

- Revenue and EBITDA remained largely stable on a YoY basis.
- The overseas plastic business continued its momentum, achieving revenue growth of 8.4% YoY.

Agro Processing Division

- Reported revenue growth of 6.3% YoY; however, EBITDA declined by 15.8% YoY due to margin pressure in overseas business during the quarter.
- EBITDA margin improved in India agro processing.

Overall

- The business generated cash from operations of ₹233 crores (97% to EBITDA) during the quarter.
- The working capital cycle remained stable at 186 days compared to December 2025.
- On a standalone basis, as of March 31, 2026, the Company has fully repaid all RTL and FITL obligations.


Business Overview : FY26

Hi-Tech Division

- Achieved strong growth despite global challenges, including geopolitical uncertainties and tariff impacts.
- Revenue increased by 20.5% YoY, while EBITDA grew by 26.2% YoY.
- The India domestic business registered healthy growth of 29.3% YoY.

Agro Processing Division

- Revenue grew by 9.3% YoY, while EBITDA increased by 9.0% YoY.
- The overseas business reported healthy revenue growth, though margins remained under pressure during the year.



Plastic Division

- Revenue increased marginally by 2.4% YoY.
- The overseas plastic business delivered strong growth of 13.5% YoY, reflecting improved demand across international markets.

Overall

- The business generated cash from operations of ₹619 crores during FY26.
- The working capital cycle improved significantly by 15 days YoY, reducing from 201 days to 186 days.

Capital Allocation

Consolidated

Standalone

Particulars	Consolidated			Standalone		
	31-Mar-26	31-Dec-25	31-Mar-25	31-Mar-26	31-Dec-25	31-Mar-25
Non current assets	6,363.9	6,297.9	6,037.2	4,522.1	4,551.1	4,601.2
Current assets	5,791.5	5,674.4	5,406.6	4,058.0	3,988.2	3,867.5
Non current liab.	352.0	334.5	302.3	123.6	124.5	110.7
Current liabilities	1,743.1	1,682.2	1,580.4	888.2	880.6	947.8
Capital employed	10,060.3	9,955.5	9,561.0	7,568.3	7,534.3	7,410.2
Net worth	6,158.7	6,124.5	5,920.6	5,158.3	5,145.7	4,980.8
Borrowings [^]	3,901.6	3,831.1	3,640.5	2,410.1	2,388.7	2,429.4
Sources of funds	10,060.3	9,955.5	9,561.0	7,568.3	7,534.3	7,410.2

[^] Long Term and Working Capital

Consolidated Debt Profile - 31 March 2026

Particulars	Outstanding		Repayment Schedule				
	31-Mar-25	31-Mar-26	FY27	FY28	FY29	FY30	>FY31
Long Term Debt							
JISL - Term Loans/RBI Trade Relief	195.4	33.5	32.8	0.2	0.2	0.2	0.1
JISL - NCDs @0.01%	855.4	831.1	690.3	140.8	-	-	-
Plastic - Overseas	156.4	250.0	50.5	65.9	62.1	20.8	50.7
Food - Consolidated	416.0	537.6	163.7	227.3	55.1	12.8	78.7
Sub Total	1,623.2	1,652.2	937.3	434.2	117.4	33.8	129.5
Less: Impact of FV gain of 0.01% NCDs	(168.9)	(85.3)					
Reported Term Debt	1,454.3	1,566.9					
Working Capital (Fund Based)							
JISL, India	1,547.6	1,630.8					
Plastic - Overseas	16.6	84.0					
Food - Consolidated	622.0	619.9					
Total Working Capital	2,186.2	2,334.7					
Total Reported Debt	3,640.5	3,901.6					

- Reported debt increased primarily due to currency translation around ₹ 100.00 crs and impact of unwinding of fair valuation of ₹ 83.61 crs on the NCDs.
- Long term debt repaid during the period is offset by financing for the beverages project in Food subsidiary and expansion-related financing in the overseas plastic business.

Working Capital Cycle – Days Sales Outstanding (DSO)

Consolidated	31 Mar 26		
	Inventory	AR	NWC
Hi-Tech Agri	129	217	300
Plastic	65	92	104
Agro/Food	160	67	136
Total	119	130	186

	31 Dec 25		
	Inventory	AR	NWC
	132	*223	291
	61	84	112
	165	63	142
Total	120	128	187

	31 Mar 25		
	Inventory	AR	NWC
	164	*235	329
	54	85	105
	164	73	169
Total	127	132	201

* (i.e. excludes AR from discontinued operations)

- Hi-Tech Agri: Net working capital (NWC) improved by 29 days, driven by a 35-day reduction in inventory levels (~₹50 crores) compared to March 2025.
- Agro Processing: NWC improved by 33 days due to higher sales volumes and supplier credit compared to March 2025.
- Plastic Division: NWC improved by 8 days compared to December 2025.
- Consolidated: On a consolidated basis, NWC improved by 15 days YoY, while remaining stable compared to December 2025.

Standalone	31 Mar 26		
	Inventory	AR	NWC
Hi-Tech Agri	129	251	334
Plastic	65	123	137
Total	107	208	267

	31 Dec 25		
	Inventory	AR	NWC
	134	261	342
	52	116	125
Total	104	209	263

	31 Mar 25		
	Inventory	AR	NWC
	168	280	381
	50	123	137
Total	121	216	282

Order Book Position

All figures in ₹ crs



This Order book does not include orders received from retail channel in regular course of business.

Management Commentary

“Leave this world better than you found it.” – Shri. Bhavarlal H Jain

Q4 FY26 was marked by global uncertainties and a sharp rise in polymer prices in the month of March following geopolitical developments. Despite these headwinds, the Company delivered consolidated revenue growth of 4.3% YoY, led by strong performance in the Hi-Tech and Agro Processing segments. This quarter was also good on cash generation of ₹233 Crs, almost 97% of EBITDA.

For the full year, the Company achieved double-digit consolidated revenue growth, reflecting the resilience and diversification of our business portfolio. Consolidated EBITDA at ₹ 809 Crs in FY26 is higher by 12.8% compared to FY25. Focused working capital management improved the working capital cycle on a YoY basis, enabling the Company to generate operating cash flow of ₹619 Crores, equivalent to 76% of EBITDA.

The Company continues to closely monitor the evolving global environment which may impact input costs and international trade flows. The India Meteorological Department has forecasted below normal monsoon for 2026. We expect improved policy continuity and a revival of irrigation and infrastructure spending, supporting stronger demand.

Going forward, the Company remains focused on revenue growth, improving collections from project receivables and generating sustainable free cash flow.

Anil Jain
Vice Chairman & Managing Director

Our Gallery

**ग्राफ्टलिंग
जैन स्वीट ऑरेंज**

- ✓ आनुवांशिक शुद्ध, सुदृढ़ एव रोगमुक्त पौधे
- ✓ उत्पादन में लगातार बढ़ोत्तरी
- ✓ उत्कृष्ट फल गुणवत्ता

स्वस्थ ग्राफ्ट, सुखद फल।

बुकिंग के लिए 1800 599 1000

STRAWBERRY
Jain Tissue Culture plants

- ✓ Top-notch quality
- ✓ Disease-free plants
- ✓ Produce more Tillers
- ✓ More bountiful yields!

Book in Advance 1800 599 1000

**Jain hybrid (D x T)
COCONUT
Seedlings**

- AUTHENTIC DWARF HYBRID (DxT)
- GROW UP TO 25 FEET HIGH
- OTHER VARIETIES AVAILABLE
Gangabondam, Malaysian Dwarf

TOLL FREE : 1800 599 1000

Jain Seedling
Farmer's first choice for every season
JAIN SEEDLINGS
Papaya

Per Plant **RS. 16/-**
Ex-Factory
 Transportation Extra!

Book in Advance 1800 599 1000

High Yield Pepper Starts Here
Jain Tissue-Culture

Black Pepper Plants

Salient Features:

- Golt accredited Lab-tested and Certified Virus-free plants
- Hardened in bio-fortified soil less media ensuring better field establishment
- Authentic mother-plant source (ICAR-IISR License)
- Enhanced performance under Precision Farming practices.
- Agronomical support on demand.

Varieties Available:

- Panniyur - 1 (from March 2026).
- Chandra - (from September 2026).

Bookings Open

+91 94227 75949

Jain Seedling

- ✓ No seed mixture
- ✓ Healthy & Vigorous Root system
- ✓ Uniform Seedling Growth
- ✓ Varieties available: Sugar Queen, Simbha, Super queen, Bahubali, MAXX, Sagar King are available on demand.

Watermelon

Jain Seedling

GROW MORE WITH JAIN MUSKMELON SEEDLINGS!

- HEALTHY, VIGOROUS ROOT & SHOOT SYSTEM
- ASSURES DECLARED SEED QUALITY
- ASSURED ZERO DAY SETTING IN FIELD
- GUARANTEED NO SEED MIXTURE

www.jains.com 1800 599 1000

Jain Graftling

Guava Graftlings

- GROWN IN SOILLESS MEDIA ENRICHED WITH NUTRIENTS, ENSURING STRONG ROOT DEVELOPMENT AND OVERALL PLANT VIGOUR.
- CROP GUIDANCE AVAILABLE ON DEMAND BY OUR EXPERTS.
- VARIETY AVAILABLE: L-49 (SARDAR)

FOR BOOKING 1800 599 1000

Our Gallery

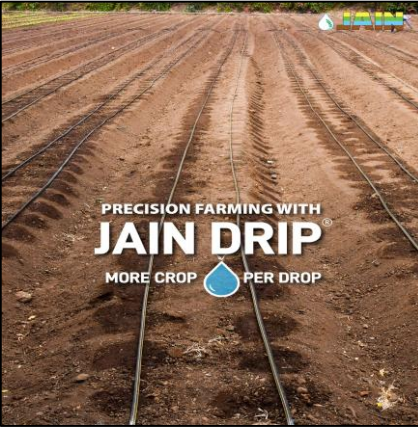


WORLD'S ONLY 5 STAR RATED
JAIN DRIMMERS & DRIDLINES

 **Jain Drip**
More Crop Per Drop

 **JAIN**
Jain Irrigation Systems Ltd.
Small Ideas. Big Revolutions.
www.jains.com

 **More Crop Per Drop**



PRECISION FARMING WITH
JAIN DRIP
MORE CROP PER DROP



JAIN AQUA MASTER SPRINKLER
ONE OF BEST MICRO SPRINKLER
Uniform coverage over a wide range of spacing, flow rates and pressures.



J18 SPRINKLER
Jain Sprinklers




JAIN PC DRILINE


JAIN DRIP
MORE CROP PER DROP

- SUPERIOR MATERIALS**
Manufactured using high quality, durable and UV resistant materials for long lasting performance.
- NEXT GENERATION TECHNOLOGY**
Engineered with advanced technology to ensure perfect water delivery and operational efficiency.
- BEST IN CLASS UNIFORMITY & PERFORMANCE**
Delivers consistent water flow and uniformity for higher yields and better crop quality.
- GLOBAL STANDARD & BENCHMARK**
Jain PC driplines have set global standard and benchmark, which are unmatched.


www.jains.com



BANANA + COCONUT
Hi-Tech Cultivation Practices with
JAIN DRIP
MORE CROP PER DROP



JAIN DRIP
MORE CROP PER DROP



ONION
Hi-Tech Cultivation Practices with
JAIN DRIP
MORE CROP PER DROP


Our Gallery


 Powering the Backbone of Connectivity.


JAIN HDPE SILICOAT MICRO DUCT




+91 94227 75949


 Seamless Energy. Seamless Joints.


JAIN HDPE PIPING SYSTEM FOR GAS CONVEYANCE



+91 94227 75949


 Powering the Future. Protected Underground.

JAIN HDPE DUCTS FOR ELECTRICAL CABLES



+91 94227 75949


 Protecting Every Signal Beneath the Surface.

JAIN HDPE HDPE DUCTS FOR TELECOM



+91 94227 75949


 Built for Heat. Engineered to Withstand.

JAIN PE FIRE HYDRANT PIPELINES



+91 94227 75949



 Jain PVC Thread Loc Plus™ Cable Clips

Cable Clips are made of PVC or similar materials to securely hold cables along the column pipe for safe and organized installation.




LEAD FREE

+91 94227 75949


 Jain High Density Polyethylene Pipes (PE)

Applications:



- Subsea Offshore HDPE pipeline up to 2000mm diameter.
- Sea Water Intake and Outfall pipeline for Desalination plants & Power plants.
- Canal replacement using HDPE pipelines.
- Lift and gravity water supply systems.
- Micro & sprinkler irrigation systems.
- Sewerage pumping and effluent disposal systems.
- Column pipes for submersible pumps.



+91 94227 75949

Power ko mile perfect protection.

Jain PVC Electrical Conduit Pipes

LEAD FREE

Product Standard: IS 9537
 Range: Size 16mm to 63mm.

+91 94227 75949

Our Gallery

Har mausam mein ek hi bharosa.

Jain PVC Suction & Delivery Pipes



Jain Pipes
Your Lifetime to Prosperity™


Product Standard: As per IS 12331
Range: 63 to 140mm in PN 4 & 6kg/cm²

+91 94227 75949

Stronger Irrigation Starts Here.

Jain PVC PRESSURE PIPES

Socketed Solvent Cement Joint




Jain Pipes
Your Lifetime to Prosperity™

Product Standard: As per IS 4985, IS 1492, DIN 6991/62, IS 1223, AS/NZS 1477, IS 5382 etc.

Pressure: 20mm to 630mm in various Pressure class ranging from 2.5 to 16 kg/cm².

Efficient Distribution. Better Productivity.

Jain UPVC PLAIN PIPES



Jain Pipes
Your Lifetime to Prosperity™

Product Standard: ISO 1452 1+2, SANS 266 DIN 8061/62, AS/NZS 1477, BS 6399, PNE 65, ASTM D 1785, ASTM D 2241 etc.

Pressure: 6 to 25 kg/cm² as per different standards.

The Mainline That Keeps Drip Systems Running.

Jain PVC QUICK FIX® PIPES


Rubber Ring Joint Pipes



Jain Pipes
Your Lifetime to Prosperity™

Healthy Roots Begin with Proper Drainage.

Jain PVC Corrugated Perforated Pipe




Jain Pipes
Your Lifetime to Prosperity™

+91 94227 75949

JAIN uPVC PIPE & FITTINGS

Range 16 mm to 630 mm



Jain Pipes
Your Lifetime to Prosperity™

+91 94227 75949
Visit website: www.jain.com

Jain PVC Injection Moulded Fittings

Equal Tee



Jain Pipes
Your Lifetime to Prosperity™

Product Standard: As per IS 1024, IS 7634, DIN 8063, ISO 8452 and company standard

Pressure: Different pressure ratings ranging from PN 4 to 16 kg/cm²

Jain PVC Injection Moulded Fittings

Elbow 90°

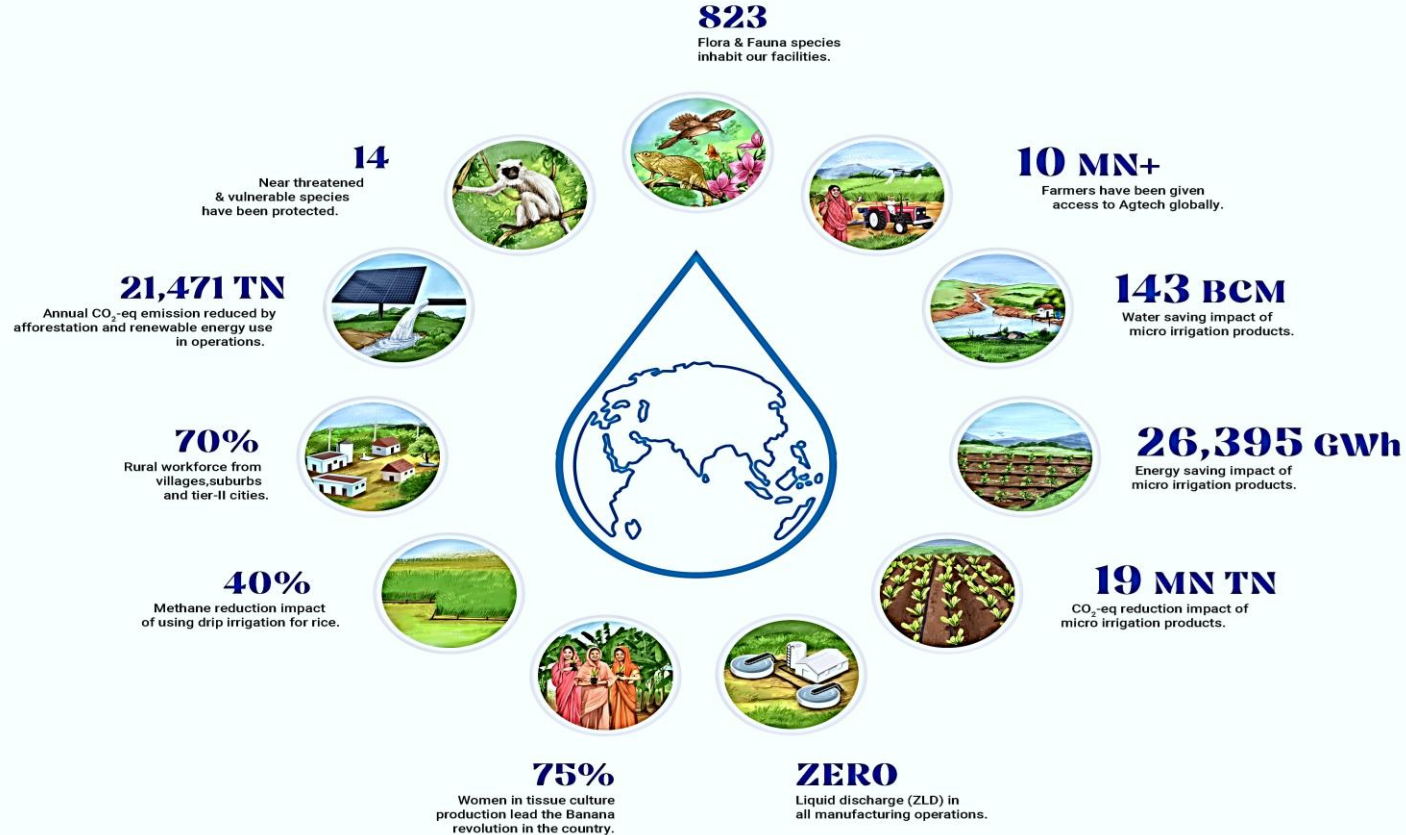


Jain Pipes
Your Lifetime to Prosperity™

Product Standard: As per IS 1024, IS 7634, DIN 8063, ISO 8452 and company standard

Pressure: Different pressure ratings ranging from PN 4 to 16 kg/cm²

ESG Impact



CSR Update

Jain Irrigation Systems Limited (JISL) has actively engaged in various Corporate Social Responsibility (CSR) activities this financial year, focusing on rural development, education, sports, environmental conservation, hunger eradication and pandemic support. Below are the key highlights of our CSR initiatives:

- a) **Rural Development Activities through Ba-Bapu 150 Project:** Under the Ba-Bapu 150 initiative, inspired by Mahatma Gandhi's vision of "Gram Sarvodaya" (self-sustained village and social inclusion), we have launched 150 rural development projects. The first phase started in 22 villages in the Jalgaon district. Our key focuses are promoting water, sanitation, and hygiene (WASH), and ensuring safe drinking water for remote and rural communities. Additionally, we are driving entrepreneurship, watershed development, FPO, and sustainable agriculture.
- b) **Ensuring Environmental Sustainability:** Environmental sustainability, natural resource conservation, and protection are core to our mission. We're committed to mitigating climate change impacts, being among the few organizations in the country certified for GHG accounting and mitigation actions. Our efforts include a voluntary plantation program on World Environment Day and supporting the Maharashtra Government's afforestation mission.
- c) **Promoting Education:** Anubhuti English Medium School, our flagship project envisioned by Late Shri Bhavarlal H. Jain, provides quality English medium education to underprivileged children in Jalgaon. Initially starting with 180 students in Classes I and II, it now serves over 500 students from Classes I to IX. Anubhuti offers facilities comparable to the best schools in the region, with specially designed classrooms and furniture. The school provides nutritious food three times a day, as well as clothes, books, educational material, and timely medical attention to all students. This initiative reflects Anubhuti's educational principle of balancing individuality with the need for interdependence.

CSR Update

- d) Promoting Sports:** Our Jain Sports Academy (JSA), under the BKJMF trust, coordinates and handles all sports activities, currently training over 450 players across various sports. The academy offers training and conducts competitions in traditional Indian games like kho kho, volleyball, table tennis, badminton, swimming, cricket, trekking, chess, cycle racing, skating, marathon, carom, basketball, and football. Additionally, we host inter-school and inter-district sports events with around 750 students participating. Jain Sports Academy boasts a Corporate Cricket Team, which has won the prestigious 'A' Division of the Times Shield Cricket Tournament. Many of our players are part of national teams across various sports, including our national carom players who represented India and won the World Championship in South Korea. Most of our spending goes towards sports materials and infrastructure, coaching fees, and supporting budding sportsmen and their coaches.
- e) Healthcare:** Kantai Netralaya, supported by JISL's Bhavarlal Kantaibai Jain Multipurpose Foundation (BKJMF) and managed by Poona Blind Men Association (PBMA), aims to eradicate preventive blindness and make Jalgaon a cataract-free district. Providing comprehensive quality eye care without discrimination, Kantai Netralaya conducts regular outreach programs in rural areas, offering free eye care treatment to poor and deprived patients. This year, the goal is to complete 150 Squint Removal Surgeries, with 60 of them free of cost.
- f) Hunger Eradication:** Since the start of the COVID-19 pandemic, JISL has been providing food to migrating laborers, labor colonies, and other needy residents in Jalgaon. During the peak of the pandemic, the company distributed 14,000 meals per day, and through the ongoing "Snehachi Shidori" project, they still distribute 1,400 meals daily to the poor, deprived, and homeless in Jalgaon. Anyone in need can access these food parcels free of charge. To date, the project has distributed over 1.5 million food parcels.

Disclaimer

This investor presentation has been prepared by Jain Irrigation Systems Limited and does not constitute a prospectus or placement memorandum or an offer to acquire any securities. This presentation or any other documentation or information (or any part thereof) delivered or supplied should not be deemed to constitute an offer. No representation or warranty, express or implied is made as to, and no reliance should be placed on, the fairness, accuracy, completeness or correctness of such information or opinions contained herein. The information contained in this presentation is only current as of its date. Certain statements made in this presentation may not be based on historical information or facts and may be "forward looking statements", including those relating to the general business plans and strategy of Jain Irrigation Systems Limited, its future financial condition and growth prospects, future developments in its industry and its competitive and regulatory environment, and statements which contain words or phrases such as 'will', 'expected to', 'horizons of growth', 'strong growth prospects', etc., or similar expressions or variations of such expressions. These forward-looking statements involve several risks, uncertainties and other factors that could cause actual results, opportunities and growth potential to differ materially from those suggested by the forward-looking statements. Jain Irrigation Systems Limited may alter, modify or otherwise change in any manner the content of this presentation, without obligation to notify any person of such revision or changes. This presentation cannot be copied and disseminated in any manner.

Contact Us



Jain Irrigation Systems Ltd.
Small Ideas. Big Revolutions.®

You may send your queries to Mr. Bipeen Valame; Mr. Avdhut Ghodgaonkar @ jisl.investors@jains.com

Let's meet on “Q4 FY26 Earnings Conference Call”

On Friday, 15th May, 2026 at 05:30 PM IST

Dial-in numbers

Primary Access Number for Participants:

+91 22 6280 1136 / +91 22 7115 8037

International Toll-Free Number

USA – 18667462133, UK – 08081011573,

Singapore – 8001012045, Hong Kong - 800964448