

**PUKHARAJ C. JAIN**

(B.com, F.C.A.)

**GAURAV P. JAIN**

(B.com, F.C.A.,DISA)

Office: "Gaurav", 36, Housing Society, Shahu Nagar, Jalgaon - 425001.

**PUKHARAJ C. JAIN & CO.**

**CHARTERED ACCOUNTANTS**

FRN: 108208W

PAN: AAHFP6748H

Phone No.: 0257-2236742/63

## INDEPENDENT AUDITOR'S REPORT

To the Members of:

Jain Processed Foods Trading & Investments Pvt. Ltd.,

CIN: U74900MH2015PTC263378

Jalgaon

Report on the Audit of the Financial Statements

### Opinion

We have audited the accompanying Ind AS financial statements of Jain Processed Foods trading & Investment Pvt., Ltd, India ("the Company"), which comprise the Balance Sheet as at March 31, 2025, the Statement of Profit and Loss (including Other Comprehensive Income), the Statement of Changes in Equity and the Statement of Cash Flows for the year then ended and notes to the Ind AS financial statements including a summary of significant accounting policies and other explanatory information (hereinafter referred to as "Ind AS Financial Statements").

In our opinion and to the best of our information and according to the explanations given to us, the aforesaid Ind AS financial statements give the information required by the Companies Act, 2013 ("the Act") in the manner so required and give a true and fair view in conformity with the accounting principles generally accepted in India including the Indian Accounting Standards ("Ind AS"), of the state of affairs of the Company as at March 31, 2025, its Profit including other comprehensive income, changes in equity and its cash flows for the year ended on that date

### Basis for Opinion

We conducted our audit in accordance with the Standards on Auditing (SAs) specified under section 143(10) of the act. Our responsibilities under those Standards are further described in the Auditor's Responsibilities for the Audit of the Financial Statements section of our report. We are independent of the Company in accordance with the Code of Ethics issued by the Institute of Chartered Accountants of India (ICAI) together with the ethical requirements that are relevant to our audit of the Ind AS financial statements under the provisions of the Companies Act, 2013 and the Rules thereunder, and we have fulfilled our other ethical responsibilities in accordance with these requirements and the Code of Ethics. We believe that the audit evidence we have obtained is sufficient and appropriate to provide a basis for our opinion.

### Key Audit Matters

Key audit matters are those matters that, in our professional judgment, were of most significance in our audit of the Ind AS financial statements of the current period. These matters were addressed in the context of our audit of the Ind AS financial statements as a whole, and in forming our opinion thereon, and we do not provide a separate opinion on these matters. In addition to the matter described in the Basis for Qualified Opinion section/Basis for Adverse Opinion section/ Material Uncertainty Related to Going Concern section We have determined that there are no key audit matters to communicate in our report.

### Emphasis of Matter

1. The balances of Sundry Debtors, Sundry Creditors, Loans & Advances including Inter Corporate Deposit (taken and given), balances with various statutory / fiscal authorities (asset and liabilities) are subject to confirmation, reconciliation and consequent adjustments, if any. These balances are reflected in the Balance Sheet as appearing in the books. Thus, the net effect is unascertainable. [Refer Note No.19]

2. Since, we have not received the Audit report & Audited Financial Statements of the subsidiary company viz. Driptech India pvt. Ltd. till the date of this audit report, financial position presented in the financial statement of this auditee company is subject to the consolidation with the financial statement of the subsidiary company viz. Driptech India Pvt. Ltd. [Refer Note No.37]

Our opinion is not modified in respect of these matters



### **Other Matter**

1. None of the Statutory Registers under the company law & minute books (of Board and General Meetings) were provided for verification to us during the course of audit.
2. No Agreement for unsecured loan taken and granted were provided for verification to us during the course of audit.

### **Information other than the Financial Statements and Auditor's Report thereon**

The Company's management and Board of Directors are responsible for the other information. The other information comprises the information included in the Company's annual report, but does not include the financial statements and our auditors' report thereon.

Our opinion on the financial statements does not cover the other information and we do not express any form of assurance conclusion thereon.

In connection with our audit of the financial statements, our responsibility is to read the other information and, in doing so, consider whether the other information is materially inconsistent with the financial statements or our knowledge obtained in the audit, or otherwise appears to be materially misstated. If, based on the work we have performed on the other information obtained prior to the date of this auditor's report, we conclude that there is a material misstatement of this other information, we are required to report that fact.

Such Other Information is not received from the company till the date of signing of this report.

### **Responsibilities of Management and Those Charged with Governance for Financial Statements**

The Company's Board of Directors is responsible for the matters stated in section 134(5) of the Act with respect to the preparation of these Ind AS financial statements that give a true and fair view of the financial position, financial performance including other comprehensive income, changes in equity and cash flows of the Company in accordance with the accounting principles generally accepted in India, including Ind AS specified under section 133 of the Act, read with relevant rules issued there under. This responsibility also includes maintenance of adequate accounting records in accordance with the provisions of the Act for safeguarding of the assets of the Company and for preventing and detecting frauds and other irregularities; selection and application of appropriate accounting policies; making judgments and estimates that are reasonable and prudent; and design, implementation and maintenance of adequate internal financial controls, that were operating effectively for ensuring the accuracy and completeness of the accounting records, relevant to the preparation and presentation of the Ind AS financial statements that give a true and fair view and are free from material misstatement, whether due to fraud or error.

In preparing the Ind AS financial statements, management is responsible for assessing the Company's ability to continue as a going concern, disclosing, as applicable, matters related to going concern and using the going concern basis of accounting unless management either intends to liquidate the Company or to cease operations, or has no realistic alternative but to do so.

Those Board of Directors are also responsible for overseeing the company's financial reporting process.

### **Auditor's Responsibilities for the Audit of the Ind AS Financial Statements**

Our objectives are to obtain reasonable assurance about whether the Ind AS financial statements as a whole are free from material misstatement, whether due to fraud or error, and to issue an auditor's report that includes our opinion. Reasonable assurance is a high level of assurance, but is not a guarantee that an audit conducted in accordance with SAs will always detect a material misstatement when it exists. Misstatements can arise from fraud or error and are considered material if, individually or in the aggregate, they could reasonably be expected to influence the economic decisions of users taken on the basis of this Ind AS financial statements. As part of an audit in accordance with SAs, we exercise professional judgment and maintain professional skepticism throughout the audit. We also

- 1 Identify and assess the risks of material misstatement of the Ind AS financial statements, whether due to fraud or error, design and perform audit procedures responsive to those risks, and obtain audit evidence that is sufficient and appropriate to provide a basis for our opinion. The risk of not detecting a material misstatement resulting from fraud is higher than for one resulting from error, as fraud may involve collusion, forgery, intentional omissions, misrepresentations, or the override of internal control.



I Obtain an understanding of internal control relevant to the audit in order to design audit procedures that are appropriate in the circumstances. We are also responsible for expressing our opinion on whether the company has adequate internal financial controls with reference to financial statements in place and the operating effectiveness of such controls.

I Evaluate the appropriateness of accounting policies used and the reasonableness of accounting estimates and related disclosures made by management.

I Conclude on the appropriateness of management's use of the going concern basis of accounting and, based on the audit evidence obtained, whether a material uncertainty exists related to events or conditions that may cast significant doubt on the Company's ability to continue as a going concern. If we conclude that a material uncertainty exists, we are required to draw attention in our auditor's report to the related disclosures in the Ind AS financial statements or, if such disclosures are inadequate, to modify our opinion. Our conclusions are based on the audit evidence obtained up to the date of our auditor's report. However, future events or conditions may cause the Company to cease to continue as a going concern.

I Evaluate the overall presentation, structure and content of the Ind AS financial statements, including the disclosures, and whether the Ind AS financial statements represent the underlying transactions and events in a manner that achieves fair presentation.

We communicate with those charged with governance regarding, among other matters, the planned scope and timing of the audit and significant audit findings, including any significant deficiencies in internal control that we identify during our audit.

We also provide those charged with governance with a statement that we have complied with relevant ethical requirements regarding independence, and to communicate with them all relationships and other matters that may reasonably be thought to bear on our independence, and where applicable, related safeguards.

### **Report on Other Legal and Regulatory Requirements**

1] As required by the Companies (Auditor's Report) Order, 2020 ("the Order"), issued by the Central Government of India in terms of sub-section (11) of section 143 of the Companies Act, 2013, we give in the "Annexure-A" a statement on the matters specified in paragraphs 3 and 4 of the Order, to the extent applicable.

2] As required by Section 143(3) of the Act, we report that:

- a) We have sought and obtained all the information and explanations which to the best of our knowledge and belief were necessary for the purposes of our audit.
- b) In our opinion, proper books of account as required by law have been kept by the Company so far as it appears from our examination of those books.
- c) The Balance Sheet, the Statement of Profit and Loss, and the Cash Flow Statement dealt with by this Report are in agreement with the books of account.
- d) In our opinion, the aforesaid Ind AS financial statements comply with the Accounting Standards specified under Section 133 of the Act, read with Rule 7 of the Companies (Accounts) Rules, 2014.
- e) As per the information and explanations given to us, none of the directors is disqualified as on 31st March, 2025 from being appointed as a director in terms of Section 164 (2) of the Act.
- f) As per Notification No.G.S.R. 464(E) dated the 5th June, 2015 amended by Notification No.G.S.R.. 583(E) dated June 13, 2017 issued under the Companies Act, clause related to the adequacy of the internal financial controls over financial reporting with reference to financial statement of the Company and the operating effectiveness of such controls, is not applicable.



3] With respect to the other matters to be included in the Auditor's Report in accordance with Rule 11 of the Companies (Audit and Auditors) Rules, 2014, in our opinion and to the best of our information and according to the explanations given to us:

- i) The Company does not have any pending litigations which would impact its financial position.
- ii) The Company did not have any long-term contracts including derivative contracts for which there were any material foreseeable losses.
- iii) There were no amounts which were required to be transferred to the Investor Education and Protection Fund by the Company.
- iv) The Management has represented that, to the best of its knowledge and belief, as disclosed in the note 32 to the accounts, no funds have been advanced or loaned or invested (either from borrowed funds or share premium or any other sources or kind of funds) by the Company to or in any other person(s) or entity(ies), including foreign entities ("Intermediaries"), with the understanding, whether recorded in writing or otherwise, that the Intermediary shall, directly or indirectly lend or invest in other persons or entities identified in any manner whatsoever by or on behalf of the Company ("Ultimate Beneficiaries") or provide any guarantee, security or the like on behalf of the Ultimate Beneficiaries.
- v) The management has represented, that, to the best of its knowledge and belief, as disclosed in the note 32 to the accounts, no funds have been received by the company from any person(s) or entity(ies), including foreign entities ("Funding Parties"), with the understanding, whether recorded in writing or otherwise, that the company shall, whether, directly or indirectly, lend or invest in other persons or entities identified in any manner whatsoever by or on behalf of the Funding Party ("Ultimate Beneficiaries") or provide any guarantee, security or the like on behalf of the Ultimate Beneficiaries.
- vi) Based on the audit procedures performed that have been considered reasonable and appropriate in the circumstances, nothing has come to our notice that has caused us to believe that the representations under sub-clause (i) and (ii) of Rule 11(e) contain any material mis-statement.
- vii) The Company has not declared any dividend in the previous financial year which has been paid in current year. Further, no dividend has been declared/proposed for the current year. Accordingly, the provision of section 123 of the Act is not applicable to the company.
- viii) The company has used such accounting software for maintaining its books of account, which has a feature of recording audit trail (edit log) facility and the same has been operated throughout the year for all transactions recorded in the software and, to the extent of our belief, the audit trail feature has not been tampered with and has been preserved by the company as per the statutory requirements for record retention.


**For Pukharaj C. Jain & Co.**

F.R.No.108208W

Chartered Accountants

Place: Jalgaon

Date: 08/05/2025



**CA. Gaurav P. Jain**

(Partner)

M.No.116879

UDIN- 25116879BMOHGU6875



**ANNEXURE A TO THE INDEPENDENT AUDITOR'S REPORT**

[Referred to in Paragraph 1 under 'Report on Other Legal and Regulatory Requirements' in the Independent Auditor's Report of even date to the members of Jain Processed Foods Trading & Investments Pvt. Ltd., ("the Company"), on the financial statements for the year ended March 31, 2025]

On the basis of such checks as considered appropriate and in terms of the information and explanations given to us we state as under:

- (i) As there are no Property, Plant & Equipment and Intangible Assets with the company at beginning as well as at the end of the year the clause number 3.(i) of the order is not applicable.
- (ii) (a) As there are no Inventories with the company at beginning as well as at the end of the year the clause number 3.(ii)(a) of the order is not applicable.
- (b) As the company has not been sanctioned working capital limits in excess of five crore rupees, in aggregate, from bank(s) or financial institution(s) on the basis of security of current assets clause number 3.(ii)(b) of the order is not applicable.
- (iii) (a) During the year, the company has provided the loans or advances in the nature of loans or guarantee or security to any other entity as follows:

| Particulars                              | Guarantees | Security | Loans | Advances in nature of loans |
|--|------------|----------|-------|-----------------------------|
| <b>Aggregate Amount during the year:</b> |            |          |       |                             |
| - Subsidiaries                           | -          | -        | -     | -                           |
| - Joint Ventures                         | -          | -        | -     | -                           |
| - Associates                             | -          | -        | -     | -                           |
| - Others                                 | -          | -        | -     | -                           |
| Total...                                 | -          | -        | -     | -                           |

| Particulars  | Guarantees | Security | Loans      | Advances in nature of loans |
|--|------------|----------|------------|-----------------------------|
| <b>Balance Outstanding as at Balance Sheet Date:</b> |            |          |            |                             |
| - Subsidiaries                                       | -          | -        | 25,718,420 | -                           |
| - Joint Ventures                                     | -          | -        | -          | -                           |
| - Associates   | -          | -        | -          | -                           |
| - Others   | -          | -        | -          | -                           |
| Total...   | -          | -        | 25,718,420 | -                           |

- (b) As the company has not, during the year, made any investments, or provided any loans or advances in the nature of loans or guarantee or security to any other entity, the clause number 3.(iii)(b) of the order is not applicable.
- (c) As the company has not, during the year, provided any loans or advances in the nature of loans to any other entity, the clause number 3.(iii)(c) of the order is not applicable.
- (d) According to the information and explanations given to us, there is no stipulation of tenor and/or repayment schedule in respect of loans and advances in the nature of loans granted during the year or during any of the earlier financial years. Therefore, we are unable to make specific comment on overdue status and whether reasonable steps have been taken by the company for recovery of the principal and interest.



- (e) According to the information and explanations given to us, there is no stipulation of tenor and/or repayment schedule in respect of loans and advances in the nature of loans granted during the year or during any of the earlier financial years. Therefore, we are unable to make specific comment on renewal or extension or settlement of overdues of existing loans. Thus, further details such as aggregate amount of such dues renewed or extended or settled by fresh loans and the percentage of the aggregate to the total loans or advances in the nature of loans granted during the year cannot be given.
- (f) During the year, the company has provided the loans or advances in the nature of loans, either repayable on demand or without specifying any terms or period of repayment are as follows:

| Particulars  | Promoters | Related Parties | Other Parties | Aggregate Amount |
|--|-----------|-----------------|---------------|------------------|
| <b>Aggregate amount of loans/ advances in nature of loans:</b>       |           |                 |               |                  |
| A] Repayable on demand   | -         | -               | -             | -                |
| B] Without specifying any terms or period of repayment               | -         | -               | -             | -                |
| Total of [A + B]...  | -         | -               | -             | -                |
| Percentage of loans / advances in nature of loans to the total loans | 0.00%     | 0.00%           | 0.00%         | 0.00%            |

- (iv) In our opinion and according to the information and explanations given to us, the Company has complied with the provisions of section 185 with respect to the loans and investments made.

In our opinion and according to the information and explanations given to us, the Company has complied with the provisions of section 186 of the Act, with respect to the loans and investments made, except in following cases:

| Name of Company / Party   | Amount Involved | Balance at the end of the year | Remarks, if any |
|---|-----------------|--------------------------------|-----------------|
| 1. Investment through more than two layers of investment companies  |                 |                                |                 |
| 2. Loan or guarantee given or security provided or acquisition of securities exceeding limits without prior approval by means of special resolution |                 |                                |                 |
| 3. Loan given at a rate interest lower than the prescribed  |                 |                                |                 |
| 4. Any other default  |                 |                                |                 |

- (v) In our opinion and according to the information and explanations given to us, the Company has not accepted any deposits from the public within the provisions of Sections 73 to 76 of the Act and the rules framed there under.
- (vi) As explained to us the Central Government has not prescribed maintenance of cost records for any of the products of the Company under sub-section (1) of section 148 of the Companies Act, 2013.
- (vii) (a) According to the information and explanations given to us and the records of the Company examined by us, in our opinion, the Company is generally regular in depositing the undisputed statutory dues, including Goods and Services Tax, provident fund, employees' state insurance, income-tax, sales-tax, service tax, duty of customs, duty of excise, value added tax, cess and any other statutory dues, as applicable, to the appropriate authorities.
- (b) According to the information and explanations given to us and the records of the Company examined by us, there are no statutory dues referred to in sub-clause (vii)(a) above, which have not been deposited on account of any dispute.



- (viii) According to the information and explanations given to us, there was no transaction found unrecorded in the books of account of the company, which have been surrendered or disclosed as income during the year in the tax assessments under the Income Tax Act, 1961.
- (ix) (a) According to the information and explanations given to us and the records of the company examined by us, the company has not defaulted in repayment of loans or interest thereon to any lender.
- (b) According to the information and explanations given to us, the company has not been declared a wilful defaulter by any bank or financial institution or any other lender(s).
- (c) According to the information and explanations given to us, the company has not obtained any term loan during the year, hence the clause number 3.(ix)(c) of the order is not applicable.
- (d) According to the information and explanations given to us the company has not raised funds on short-term basis hence the clause number 3.(ix)(d) of the order is not applicable.
- (e) As the company has not taken any funds from any entity or person on account of or to meet the obligations of its subsidiaries, associates or joint ventures, clause number 3.(ix)(e) of the order is not applicable.
- (f) As the company has not raised loans during the year on the pledge of securities held in its subsidiaries, joint ventures or associate companies, clause number 3.(ix)(f) of the order is not applicable.
- (x) (a) The Company did not raise any money by way of initial public offer or further public offer (including debt instruments) during the year.
- (b) The company has not made any preferential allotment or private placement of shares or convertible debentures (fully, partially or optionally convertible) during the year and hence, clause number 3.(x)(b) of the order is not applicable.
- (xi) (a) During the course of our examination of the books and record of the company, carried out in accordance with the generally accepted auditing practices in India, and according to the information and explanations given to us, we have neither come across any instance of material fraud on or by the company, noticed or reported during the year, nor been informed of any such instance by the management.
- (b) To the best of our knowledge and information and explanations given to us by the management, as there have been no instances of frauds within the meaning of Sec.143(12) of the act, the clause number 3.(xi)(b) of the order is not applicable.
- (c) As per the information and explanations given by the management, there were no whistle-blower complaints received by the company during the year.
- (xii) In our opinion and according to the information and explanations given to us, the Company is not a nidhi company. Accordingly, the clause numbers 3.(xii)(a), (b) and (c) of the order are not applicable.
- (xiii) Since the company is a private limited company, constitution of Audit Committee vide Sec.177 read with Companies (Meetings of Board and its Powers) Rules, 2014 do not apply.
- The company has complied provisions of Sec.188 read with Companies (Meetings of Board and its Powers) Rules, 2014 in case of transactions with related parties, if any, and where applicable, the details have been disclosed in the Financial Statements.
- (xiv) (a) As the company is not required to have an internal audit system as per Sec.138 of the act and rules made thereunder, the company does not have internal audit system.
- (b) Hence, clause number 3.(xiv)(b) of the order is not applicable.
- (xv) According to the information and explanations given to us and based on our examination of the records of the Company, the Company has not entered into non-cash transactions with directors or persons connected with him. Accordingly, clause number 3.(xv) of the Order is not applicable.



- (xvi) (a) The company is not required to be registered under section 45-IA of the Reserve Bank of India Act, 1934. Accordingly, clause number 3.(xvi)(a) of the Order is not applicable.
- (b) As the company has not conducted any Non-Banking Financial or Housing Finance activities, clause number 3.(xvi)(b) of the Order is not applicable.
- (c) As the company is not a Core Investment Company (CIC) as defined in the regulations made by the Reserve Bank of India, clause numbers 3.(xvi)(c) & (d) of the Order are not applicable.
- (xvii) During the year under audit, the company has not incurred any cash losses. However in the immediately preceding financial year, the company has incurred cash losses of ₹ (33,548/-).
- (xviii) There being no resignation of the statutory auditors during the year, clause number (xviii) of the order is not applicable.
- (xix) According to the information and explanations given to us and on the basis of the financial ratios, ageing and expected dates of realization of financial assets and payment of financial liabilities, other information accompanying the financial statements, our knowledge of the Board of Directors and management plans and based on our examination of the evidence supporting the assumptions, nothing has come to our attention, which causes us to believe that any material uncertainty exists as on the date of the audit report that company is not capable of meeting its liabilities existing at the date of balance sheet as and when they fall due within a period of one year from the balance sheet date. We, however, state that this is not an assurance as to the future viability of the company. We further state that our reporting is based on the facts up to the date of the audit report and we neither give any guarantee nor any assurance that all liabilities falling due within a period of one year from the balance sheet date, will get discharged by the company as and when they fall due.
- (xx) As the provisions of Sec.135 of the act in respect of Corporate Social Responsibility are not applicable to the company, clause numbers 3.(xx)(a) and (b) of the order are not applicable.
- (xxi) As the audit report including CARO Report of the auditee's subsidiary company, viz., Driptech India Pvt. Ltd. is not made available to us till the date of this report, we are unable to comment regarding any qualifications or adverse remarks by the respective auditors in their Companies (Auditor's Report) Order (CARO) report.

**For Pukharaj C. Jain & Co.**

F.R.No.108208W

Chartered Accountants

Place: Jalgaon

Date: 08/05/2025



**CA. Gaurav P. Jain**

(Partner)

M.No.116879

UDIN- 25116879BMOHGU6875



**JAIN PROCESSED FOODS TRADING & INVESTMENTS PVT.LTD.**  
**BALANCE SHEET**

CIN: U74900MH2015PTC263378

(All Amounts in ₹ Hundreds unless otherwise stated)

|  | Notes | As at<br>31-03-2025 | As at<br>31-03-2024 |
|--|-------|---------------------|---------------------|
| <b>ASSETS</b>                                      |       |                     |                     |
| <b>Non-current assets</b>                          |       |                     |                     |
| Investment in Subsidiaries                         | 3     | 986.67              | 986.67              |
| <b>Financial assets</b>                            |       |                     |                     |
| (i) Investments                                    | 4(a)  | 200,500.00          | 200,500.00          |
| <b>Total non-current assets</b>                    |       | <b>201,486.67</b>   | <b>201,486.67</b>   |
| <b>Current assets</b>                              |       |                     |                     |
| <b>Financial assets</b>                            |       |                     |                     |
| (i) Trade receivables                              | 4(b)  | 85,474.80           | 2,074.83            |
| (ii) Cash and bank                                 |       |                     |                     |
| - Cash and cash equivalents                        | 4(c)  | 6,367.60            | 1,309.03            |
| - Other bank balances                              |       |                     |                     |
| (iii) Loans  | 4(d)  | 257,184.20          | 232,462.18          |
| Other current assets                               | 5     | 17.29               | 101.39              |
| Deferred tax assets (net)                          | 6(a)  | 726.64              | 1,030.52            |
| Tax assets   | 6(b)  | 4,357.99            | 7,935.84            |
| <b>Total current assets</b>                        |       | <b>354,128.52</b>   | <b>244,913.79</b>   |
| <b>TOTAL ASSETS</b>                                |       | <b>555,615.19</b>   | <b>446,400.46</b>   |
| <b>EQUITY AND LIABILITIES</b>                      |       |                     |                     |
| <b>EQUITY</b>                                      |       |                     |                     |
| (i) Equity share capital                           | 7     | 201,000.00          | 201,000.00          |
| (ii) Other equity                                  | 8     | 2,977.47            | 1,199.16            |
| <b>Total Equity</b>                                |       | <b>203,977.47</b>   | <b>202,199.16</b>   |
| <b>LIABILITIES</b>                                 |       |                     |                     |
| <b>Current liabilities</b>                         |       |                     |                     |
| <b>Financial liabilities</b>                       |       |                     |                     |
| (i) Borrowings                                     | 9(a)  | 269,161.55          | 242,913.39          |
| (ii) Trade payables                                | 9(b)  |                     |                     |
| (A) total outstanding dues of micro enterprises    |       | -                   | -                   |
| (B) total outstanding dues of creditors other than |       | 80,982.72           | -                   |
| Provisions   | 9(c)  | 400.00              | 210.51              |
| Other current liabilities                          | 10    | 1,093.45            | 1,077.40            |
| <b>Total current liabilities</b>                   |       | <b>351,637.72</b>   | <b>244,201.30</b>   |
| <b>Total liabilities</b>                           |       | <b>351,637.72</b>   | <b>244,201.30</b>   |
| <b>TOTAL EQUITY AND LIABILITIES</b>                |       | <b>555,615.19</b>   | <b>446,400.46</b>   |

Significant Accounting Policies

2


The accompanying notes from 1 to 41 are an integral part of these financial statements.

As per our attached report of even date

**For Pukharaj C. Jain & Co.**

F.R.No.108208W

Chartered Accountants

  
**CA. Gaurav P. Jain**  
(Partner)

M.No.116879

Place: Jalgaon

Date: 08/05/2025

UDIN- 25116879BMOHGU6875



For and on behalf of the Board of Directors


**Jain Processed Foods Trading & Investment Pvt. Ltd.**

  
**Ashok B. Jain**  
Director

Place: Jalgaon

Date: 08/05/2025

DIN-00053157

  
**Anil B. Jain**  
Director

Place: Jalgaon

Date: 08/05/2025

DIN-00053035

**JAIN PROCESSED FOODS TRADING & INVESTMENTS PVT.LTD.**  
**STATEMENT OF PROFIT AND LOSS FOR THE YEAR ENDED 31-MAR-2025**

CIN: U74900MH2015PTC263378

(All Amounts in ₹ Hundreds unless otherwise stated)

|   | Note | 2024-25           | 2023-24          |
|---|------|-------------------|------------------|
| <b>INCOME</b>   |      |                   |                  |
| Revenue from operations   | 11   | 74,530.80         | -                |
| Other income  | 12   | 29,862.19         | 26,521.57        |
| <b>Total income</b>   |      | <b>104,392.99</b> | <b>26,521.57</b> |
| <b>EXPENSES</b>   |      |                   |                  |
| Cost of materials consumed  | 13   | 72,306.00         | -                |
| (Increase) / Decrease in inventories of finished goods and work in progress |      | -                 | -                |
| Employee benefits expense   |      | -                 | -                |
| Depreciation and amortisation expense                                       |      | -                 | -                |
| Finance costs   | 15   | 29,156.10         | 26,379.84        |
| Other expenses  | 14   | 463.84            | 477.21           |
| <b>Total expenses/ (Income)</b>   |      | <b>101,925.94</b> | <b>26,857.05</b> |
| <b>Profit / (loss) before tax</b>   |      | <b>2,467.05</b>   | <b>(335.48)</b>  |
| <b>Income tax expense</b>   |      |                   |                  |
| Current tax   | 16   | 384.86            | -                |
| Deferred tax  | 16   | 303.88            | (87.22)          |
| <b>Total tax expense</b>  |      | <b>688.74</b>     | <b>(87.22)</b>   |
| <b>Profit / (loss) after tax</b>  |      | <b>1,778.31</b>   | <b>(248.26)</b>  |
| Profit before tax from continuing operation                                 |      |                   |                  |
| Tax expense of continuing operation   |      |                   |                  |
| <b>Net Profit after tax from continuing operation</b>                       |      |                   |                  |
| Profit from discontinued operation before tax                               |      |                   |                  |
| Tax expense of discontinued operation                                       |      |                   |                  |
| <b>Net Profit after tax from discontinuing operation</b>                    |      |                   |                  |
| <b>Profit / (Loss) for the year</b>   |      | <b>1,778.31</b>   | <b>(248.26)</b>  |
| <b>Other comprehensive income</b>   |      |                   |                  |
| (i) Items that will not be reclassified to profit or loss                   |      |                   |                  |
| - Remeasurements of defined benefit obligations                             |      |                   |                  |
| - Income tax relating to the above items                                    |      |                   |                  |
| <b>Other comprehensive income for the year, net of tax</b>                  |      |                   |                  |
| <b>Total comprehensive income for the year</b>                              |      | <b>1,778.31</b>   | <b>(248.26)</b>  |
| Earning per equity share of Rs 10/- each [₹ in Actual Figures]              | 17   |                   |                  |
| Basic   |      | 0.09              | (0.01)           |
| Diluted   |      | 0.09              | (0.01)           |

Significant accounting policies

The accompanying notes from 1 to 41 are an integral part of these financial statements.

As per our attached report of even date

**For Pukharaj C. Jain & Co.**

F.R.No.108208W

Chartered Accountants

For and on behalf of the Board of Directors

**Jain Processed Foods Trading & Investment Pvt. Ltd.**

**CA. Gaurav P. Jain**

(Partner)

M.No.116879

Place: Jalgaon

Date: 08/05/2025

UDIN- 25116879BMOHGU6875



**Ashok B. Jain**  
Director

Place: Jalgaon

Date: 08/05/2025

DIN-00053157

**Anil B. Jain**  
Director

Place: Jalgaon

Date: 08/05/2025

DIN-00053035

**JAIN PROCESSED FOODS TRADING & INVESTMENTS PVT.LTD.**  
**STATEMENT OF CASH-FLOW FOR THE YEAR ENDED 31-MAR-2025**

CIN: U74900MH2015PTC263378

(All Amounts in ₹ Hundreds unless otherwise stated)

|  | 2024-25           | 2023-24           |
|--|-------------------|-------------------|
| <b>CASH FLOW FROM OPERATING ACTIVITIES:</b>                          |                   |                   |
| (Loss)/Profit before exceptional items and tax                       | 2,467.05          | (335.48)          |
| <b>Adjustments for:</b>  |                   |                   |
| Finance Cost   | 29,156.10         | 26,379.84         |
| Dividend and Interest Income   | (29,862.19)       | (26,521.57)       |
| <b>Operating profit/(loss) before working capital changes</b>        | <b>1,760.96</b>   | <b>(477.21)</b>   |
| <b>Adjustments for changes in working capital:</b>                   |                   |                   |
| (Increase)/Decrease in trade receivables                             | (83,399.97)       | -                 |
| Increase/(decrease) trade payables, other liabilities and provisions | 81,172.21         | 7.22              |
| (Increase)/Decrease in other current asset                           | 3,661.95          | (1,356.22)        |
| Increase/(Decrease) in provisions                                    | -                 | -                 |
| Increase/(Decrease) in other current liabilities                     | 16.05             | 74.27             |
| <b>Cash generated from operations</b>                                | <b>3,211.20</b>   | <b>(1,751.94)</b> |
| Income tax   | (384.86)          | -                 |
| <b>Net cash from operating activities</b>                            | <b>2,826.34</b>   | <b>(1,751.94)</b> |
| <b>CASH FLOW FROM INVESTING ACTIVITIES:</b>                          |                   |                   |
| Loan (given to) subsidiaries/ associate                              | -                 | (20,869.42)       |
| Interest & dividend received   | 5,140.17          | 26,521.57         |
| <b>Net cash (used in) investing activities</b>                       | <b>5,140.17</b>   | <b>5,652.15</b>   |
| <b>CASH FLOW FROM FINANCING ACTIVITIES:</b>                          |                   |                   |
| Increase/(decrease) in working capital borrowings (net)              | -                 | -                 |
| Interest and finance charges paid                                    | (2,907.94)        | (2,643.83)        |
| <b>Net cash generated from/(used in) financing activities</b>        | <b>(2,907.94)</b> | <b>(2,643.83)</b> |
| Net Increase/(Decrease) in cash and cash equivalents                 | 5,058.57          | 1,256.38          |
| Cash and cash equivalents as at the beginning of the year            | 1,309.03          | 52.65             |
| <b>Cash and cash equivalents as at the end of the year</b>           | <b>6,367.60</b>   | <b>1,309.03</b>   |

The accompanying notes from 1 to 41 are an integral part of these financial statements.  
As per our attached report of even date

**For Pukharaj C. Jain & Co.**  
F.R.No.108208W  
Chartered Accountants



**CA. Gaurav P. Jain**  
(Partner)  
M.No.116879  
Place: Jalgaon  
Date: 08/05/2025  
UDIN- 25116879BMOHGU6875

For and on behalf of the Board of Directors  
**Jain Processed Foods Trading & Investment Pvt. Ltd.**

**Ashok B. Jain**  
Director

Place: Jalgaon  
Date: 08/05/2025  
DIN-00053157

**Anil B. Jain**  
Director

Place: Jalgaon  
Date: 08/05/2025  
DIN-00053035

**1. Company overview**

Jain Processed Foods Trading & Investment Pvt Ltd.(the 'Company') is a Company domiciled in India, with its registered office situated at Gat No.139/2,Jain Valley ,Shirsoli Road Jalgaon,425 002 Maharashtra, India. The Company was incorporated on 08-Apr-2015 under the Companies Act, 1956. Object of the company to carry out in India and in any part of the world ,business of processing,converting and formulating food stuff and food products of every description and trading of solar energy product, and to carry on the business of a holding and investment company and for that purpose to acquire and hold any securities listed or not,public or private,equity,preferece,other securities including stock,shares,debenture stock,bonds,bond notes,deposit notes,obligation,units or other notes,securities of interest issued or guaranteed by any government,sovereign ruler,commissioners,public body or authority,company wherever incorporated,local authorities or otherwise in any part of the world.

**2. Significant accounting policies**

**2.1 Basis of preparation**

**(i) Statement of compliance**

These financial statements have been prepared in accordance with Indian Accounting Standards ('IND AS') as per Companies (Indian Accounting Standards) Rules, 2015 (as amended) notified under Section 133 of the Companies Act, 2013 (the 'Act' ) and other relevant provisions of the Act.

These financial statements as on 31-March-2025 were authorised for issue by the Company's Board of Directors.

**(ii) Basis of measurement**

The financial statements have been prepared under the historical cost convention, in accordance with the generally accepted accounting principles. The Company follows the mercantile systems of accounting and recognises income and expenditure on an accrual basis except stated otherwise.

**2.2 Current versus non-current classification**

The Company presents assets and liabilities in its Balance Sheet based on current versus non-current classification.

An asset is classified as current when it is:

- a) Expected to be realized or intended to sold or consumed in normal operating cycle,
- b) Held primarily for the purpose of trading,
- c) Expected to be realized within twelve months after the reporting period, or
- d) Cash or cash equivalent unless restricted from being exchanged or used to settle a liability for at least twelve months after the reporting period.

All other assets are classified as non-current.

A liability is classified as current when:

- a) it is expected to be settled in normal operating cycle,
- b) it is held primarily for the purpose of trading,
- c) it is due to be settled within twelve months after the reporting period
- d) there is no unconditional right to defer the settlement of the liability for at least twelve months after the reporting period.

The Company classifies all other liabilities as non-current. Deferred tax assets and liabilities are classified as non-current assets and liabilities.

**2.3 Revenue**

Revenue is measured at the fair value of the consideration received or receivable. Amounts disclosed as revenue are inclusive of excise duty and net of returns, trade allowances, rebates, value added taxes and amounts collected on behalf of third parties.

The Company recognises revenue when the amount of revenue can be reliably measured, it is probable that future economic benefits will flow to the entity and specific criteria have been met for each of the Company's activities as described below. The Company bases its estimates on historical results, taking into consideration the type of customer, the type of transaction and the specifics of each arrangement.

**(a) Sale of goods**

Revenue is recognised when significant risk and rewards of ownership have been transferred to the customer, recovery of the consideration is probable, the associated costs and possible return of goods can be estimated reliably, there is no continuing management involvement with the goods and the amount of revenue can be measured reliably. Revenue is measured net of returns, trade discounts and volume rebates. The timing of the transfer of risks and rewards varies depending on the individual terms of the sales agreement.

**(b) Rendering of services**

Revenue is recognised when significant risk and rewards of ownership have been transferred to the customer, recovery of the consideration is probable, the associated costs and possible return of goods can be estimated reliably, there is no continuing management involvement with the goods and the amount of revenue can be measured reliably. Revenue is measured net of returns, trade discounts and volume rebates. The timing of the transfer of risks and rewards varies depending on the individual terms of the sales agreement.


In contract involving rendering of services, revenue is recognised using the proportionate completion method and are measured net of Goods and Service tax, and is net of returns, trade discounts and quantity discounts.

**2.4 Income Tax**

The income tax expense or credit for the period is the tax payable on the current period's taxable income based on the applicable income tax rate adjusted by changes in deferred tax assets and liabilities attributable to temporary differences and to unused tax losses.

The current income tax charge is calculated on the basis of the tax laws enacted or substantively enacted at the end of the reporting period. Management periodically evaluates positions taken in tax returns with respect to situations in which applicable tax regulation is subject to interpretation. It establishes provisions where appropriate on the basis of amounts expected to be paid to the tax authorities.

Deferred income tax is provided in full, using the balance sheet method, on temporary differences arising between the tax bases of assets and liabilities and their carrying amounts in the financial statements. However, deferred tax liabilities are not recognised if they arise from the initial recognition of goodwill. Deferred income tax is also not accounted for if it arises from initial recognition of an asset or liability in a transaction other than a business combination that at the time of the transaction affects neither accounting profit nor taxable profit (tax loss). Deferred income tax is determined using tax rates (and laws) that have been enacted or substantively enacted by the end of the reporting period and are expected to apply when the related deferred income tax asset is realised or the deferred income tax liability is settled.





Deferred tax assets are recognised for all deductible temporary differences and unused tax losses only if it is probable that future taxable amounts will be available to utilise those temporary differences and losses.

Deferred tax assets and liabilities are offset when there is a legally enforceable right to offset current tax assets and liabilities and when the deferred tax balances relate to the same taxation authority. Current tax assets and tax liabilities are offset where the entity has a legally enforceable right to offset and intends either to settle on a net basis, or to realise the asset and settle the liability simultaneously.

Current and deferred tax is recognised in profit or loss, except to the extent that it relates to items recognised in other comprehensive income or directly in equity. In this case, the tax is also recognised in other comprehensive income or directly in equity, respectively.

Minimum Alternate Tax ('MAT') credit entitlement is generally recognised as a deferred tax asset if it is probable (more likely than not) that MAT credit can be used in future years to reduce the regular tax liability.

## 2.5 Cash and cash equivalents

For the purpose of presentation in the statement of cash flows, cash and cash equivalents includes cash on hand, deposits held at call with financial institutions, other short-term, highly liquid investments with original maturities of three months or less that are readily convertible to known amounts of cash and which are subject to an insignificant risk of changes in value, and bank overdrafts. Bank overdrafts are shown within borrowings in current liabilities in the balance sheet.

## 2.6 Trade receivables

Trade receivables are recognised initially at fair value and subsequently measured at amortised cost using the effective interest method, less provision for impairment.

## 2.7 Inventories

*Raw materials and stores, work in progress, traded and finished goods*

Raw materials and stores, work in progress, traded and finished goods are stated at the lower of cost and net realisable value. Cost of raw materials and traded goods comprises cost of purchases. Cost of work-in-progress and finished goods comprises direct materials, direct labor and an appropriate proportion of variable and fixed overhead expenditure, the latter being allocated on the basis of normal operating capacity. Cost of inventories also include all other costs incurred in bringing the inventories to their present location and condition. Costs are assigned to individual items of inventory arrived on weighted average basis. Costs of purchased inventory are determined after deducting rebates and discounts. Net realisable value is the estimated selling price in the ordinary course of business less the estimated costs of completion and the estimated costs necessary to make the sale.

## 2.8 Investments and other financial assets

### (i) Classification

The Company classifies its financial assets in the following measurement categories:

- those to be measured subsequently at cost basis, and
- those measured at amortised cost.

The classification depends on the entity's business model for managing the financial assets and the contractual terms of the cash flows.

For assets measured at fair value, gains and losses will either be recorded in profit or loss or other comprehensive income. For investments in debt instruments, this will depend on the business model in which the investment is held. For investments in equity instruments, this will depend on whether the Company has made an irrevocable election at the time of initial recognition to account for the equity investment at fair value through other comprehensive income.

The group reclassifies debt investments when and only when its business model for managing those assets changes.

### (ii) Measurement

At initial recognition, the Company measures a financial asset at its fair value plus, in the case of a financial asset not at fair value through profit or loss, transaction costs that are directly attributable to the acquisition of the financial asset. Transaction costs of financial assets carried at fair value through profit or loss are expensed in profit or loss.

Financial assets with embedded derivatives are considered in their entirety when determining whether their cash flows are solely payment of principal and interest.

### Debt instruments

Subsequent measurement of debt instruments depends on the Company's business model for managing the asset and the cash flow characteristics of the asset. There are three measurement categories into which the group classifies its debt instruments:

**Amortised cost:** Assets that are held for collection of contractual cash flows where those cash flows represent solely payments of principal and interest are measured at amortised cost. A gain or loss on a debt investment that is subsequently measured at amortised cost and is not part of a hedging relationship is recognised in profit or loss when the asset is derecognised or impaired. Interest income from these financial assets is included in finance income using the effective interest rate method.

**Fair value through other comprehensive income (FVOCI):** Assets that are held for collection of contractual cash flows and for selling the financial assets, where the assets' cash flows represent solely payments of principal and interest, are measured at fair value through other comprehensive income (FVOCI). Movements in the carrying amount are taken through OCI, except for the recognition of impairment gains or losses, interest revenue and foreign exchange gains and losses which are recognised in profit and loss. When the financial asset is derecognised, the cumulative gain or loss previously recognised in OCI is reclassified from equity to profit or loss and recognised in other gains/ (losses). Interest income from these financial assets is included in other income using the effective interest rate method.

**Fair value through profit or loss (FVTPL):** Assets that do not meet the criteria for amortised cost or FVOCI are measured at fair value through profit or loss. A gain or loss on a debt investment that is subsequently measured at fair value through profit or loss and is not part of a hedging relationship is recognised in profit or loss and presented net in the statement of profit and loss within other gains/(losses) in the period in which it arises. Interest income from these financial assets is included in other income.



### **Equity instruments**

Long-term investments are carried at 'cost'. However, the provision for diminution in the value is made to recognise a decline other than temporary in the value of the investments. Current investments are carried at lower of cost and fair value determined on an individual investment basis. Dividends from such investments are recognised in profit or loss as other income when the Company's right to receive payments is established.

### **(ii) Derecognition of financial assets**

A financial asset is derecognised only when

- the Company has transferred the rights to receive cash flows from the financial asset or
- retains the contractual rights to receive the cash flows of the financial asset, but assumes a contractual obligation to pay the cash flows to one or more recipients.

Where the entity has transferred an asset, the Company evaluates whether it has transferred substantially all risks and rewards of ownership of the financial asset. In such cases, the financial asset is derecognised. Where the entity has not transferred substantially all risks and rewards of ownership of the financial asset, the financial asset is not derecognised.

Where the entity has neither transferred a financial asset nor retains substantially all risks and rewards of ownership of the financial asset, the financial asset is derecognised if the Company has not retained control of the financial asset. Where the Company retains control of the financial asset, the asset is continued to be recognised to the extent of continuing involvement in the financial asset.

### **(iii) Income recognition**

#### **Interest income**

Interest income from debt instruments is recognised using the effective interest rate method. The effective interest rate is the rate that exactly discounts estimated future cash receipts through the expected life of the financial asset to the gross carrying amount of a financial asset. When calculating the effective interest rate, the group estimates the expected cash flows by considering all the contractual terms of the financial instrument (for example, prepayment, extension, call and similar options) but does not consider the expected credit losses.

#### **Dividend income**

Dividends are recognised in profit or loss only when the right to receive payment is established, it is probable that the economic benefits associated with the dividend will flow to the group, and the amount of the dividend can be measured reliably.

## **2.9 Borrowings**

Borrowings are initially recognised at fair value, net of transaction costs incurred. Borrowings are subsequently measured at amortised cost.

## **2.10 Borrowing costs**

General and specific borrowing costs that are directly attributable to the acquisition, construction or production of a qualifying asset are capitalised during the period of time that is required to complete and prepare the asset for its intended use or sale. Qualifying assets are assets that necessarily take a substantial period of time to get ready for their intended use or sale.

Other borrowing costs are expensed in the period in which they are incurred.

## **2.11 Provisions**

Provisions for legal claims, service warranties, volume discounts and returns are recognised when the group has a present legal or constructive obligation as a result of past events, it is probable that an outflow of resources will be required to settle the obligation and the amount can be reliably estimated. Provisions are not recognised for future operating losses.

Provisions are measured at the present value of management's best estimate of the expenditure required to settle the present obligation at the end of the reporting period.

## **2.12 Earnings per share**

### **(i) Basic earnings per share**

Basic earnings per share is calculated by dividing:

- the profit attributable to owners of the Company;
- by the weighted average number of equity shares outstanding during the financial year, adjusted for bonus elements in equity shares issued during the year.

### **(ii) Diluted earnings per share**

Diluted earnings per share adjusts the figures used in the determination of basic earnings per share to take into account:

- the after income tax effect of interest and other financing costs associated with dilutive potential equity shares, and
- the weighted average number of additional equity shares that would have been outstanding assuming the conversion of all dilutive potential equity shares.

## **2.13 Rounding off amounts**

All amounts disclosed in the financial statements and notes have been rounded off to the nearest rupee as per the requirement of Schedule III, unless otherwise stated.



**JAIN PROCESSED FOODS TRADING & INVESTMENTS PVT.LTD.**  
**STATEMENT OF CHANGES IN EQUITY FOR THE YEAR ENDED 31-MAR-2025**

**A. Equity Share Capital**

(All Amounts in ₹ Hundreds unless otherwise stated)

| Authorised Share Capital                          | Notes | Amount     |
|---|-------|------------|
| As at 01-Apr-2023                                 |       | 350,000.00 |
| Changes in equity share capital during the period | 7     | -          |
| As at 31-Mar-2024                                 |       | 350,000.00 |
| Changes in equity share capital during the period | 7     | -          |
| As at 31-Mar-2025                                 |       | 350,000.00 |

**Issued and Subscribed Share Capital**

|   |            |
|---|------------|
| As at 01-Apr-2023                               | 201,000.00 |
| Changes in equity share capital during the year | -          |
| As at 31-Mar-2024                               | 201,000.00 |
| Changes in equity share capital during the year | -          |
| As at 31-Mar-2025                               | 201,000.00 |

**B. Other Equity**

| Particulars                    | Attributable to owners | Total    |
|--------------------------------|------------------------|----------|
|                                | Reserve & surplus      |          |
|                                | Retained Earnings      |          |
| As at 01-Apr-2023              | 1,447.42               | 1,447.42 |
| Profit / (Loss) for the Period | (248.26)               | (248.26) |
| As at 31-Mar-2024              | 1,199.16               | 1,199.16 |
| Profit / (Loss) for the Period | 1,778.31               | 1,778.31 |
| As at 31-Mar-2025              | 2,977.47               | 2,977.47 |

As per our attached report of even date

**For Pukharaj C. Jain & Co.**  
F.R.No.108208W  
Chartered Accountants

For and on behalf of the Board of Directors  
**Jain Processed Foods Trading & Investment Pvt. Ltd.**

**CA. Gaurav P. Jain**  
(Partner)  
M.No.116879  
Place: Jalgaon  
Date: 08/05/2025  
UDIN- 25116879BMOHGU6875



**Ashok B. Jain**  
Director

Place: Jalgaon  
Date: 08/05/2025  
DIN-00053157

**Anil B. Jain**  
Director

Place: Jalgaon  
Date: 08/05/2025  
DIN-00053035

**JAIN PROCESSED FOODS TRADING & INVESTMENTS PVT.LTD.**  
**NOTES TO THE FINANCIAL STATEMENTS FOR THE YEAR ENDED 31-MAR-2025**

| <b>3 INVESTMENT IN SUBSIDIARIES</b>                             |  | (All Amounts in ₹ Hundreds unless otherwise stated) |                 |
|---|--|---|-----------------|
|   |  | As at 31-Mar-25                                     | As at 31-Mar-24 |
| Investment in equity instruments (unquoted) (fully paid-up)     |  |   |                 |
| Share of Driptech India Pvt.Ltd. (480,271 Shares of ₹10/- each) |  | 986.67  | 986.67          |
|   |  | 986.67  | 986.67          |

**4 FINANCIAL ASSETS**

| <b>4(a) INVESTMENTS</b>  |  | As at 31-Mar-25 | As at 31-Mar-24 |
|--|--|-----------------|-----------------|
| Investment in equity instruments (unquoted) (fully paid-up)            |  |                 |                 |
| Shares of Jain Farm Fresh Foods Ltd. (2,005,000 Shares of ₹ 10/- each) |  | 200,500.00      | 200,500.00      |
|  |  | 200,500.00      | 200,500.00      |

**4(b) TRADE RECEIVABLES**

|                                    | As at 31-Mar-25  | As at 31-Mar-24 |
|------------------------------------|------------------|-----------------|
| Trade receivables                  | 85,474.80        | 2,074.83        |
| Less: Allowance for doubtful debts | -                | -               |
| <b>Total receivables</b>           | <b>85,474.80</b> | <b>2,074.83</b> |
| Current portion                    | 85,474.80        | 2,074.83        |
| Non-current portion                | -                | -               |

For Trade Receivables ageing refer Note no. 23

**Break-up of security details**

|                             | As at 31-Mar-25  | As at 31-Mar-24 |
|-----------------------------|------------------|-----------------|
| <b>Trade receivables</b>    |                  |                 |
| Un-Secured, considered good | 85,474.80        | 2,074.83        |
| <b>Sub-total</b>            | <b>85,474.80</b> | <b>2,074.83</b> |
| Less: Impairment allowance  | -                | -               |
| <b>Total</b>                | <b>85,474.80</b> | <b>2,074.83</b> |

**4(c) CASH AND BANK BALANCES**

**(i) Cash and Cash Equivalents**

|                            | As at 31-Mar-25 | As at 31-Mar-24 |
|----------------------------|-----------------|-----------------|
| <b>Balances with banks</b> |                 |                 |
| - in current accounts      | 6,367.60        | 1,309.03        |
|                            | 6,367.60        | 1,309.03        |

**4(d) LOANS**

|                                    | As at 31-Mar-25 | As at 31-Mar-24 |
|------------------------------------|-----------------|-----------------|
| <b>Current</b>                     |                 |                 |
| <b>Unsecured, Considered Good:</b> |                 |                 |
| Loans to related parties           | 257,184.20      | 232,462.18      |
|                                    | 257,184.20      | 232,462.18      |

**5 OTHER ASSETS**

|                      | As at 31-Mar-25 | As at 31-Mar-24 |
|----------------------|-----------------|-----------------|
| <b>Non-current</b>   |                 |                 |
| Preliminary Expenses | -               | -               |
| <b>Total</b>         | <b>-</b>        | <b>-</b>        |
| <b>Current</b>       |                 |                 |
| Prepaid expenses     | 17.29           | 27.45           |
| Duties & Taxes       | -               | 73.94           |
| <b>Total</b>         | <b>17.29</b>    | <b>101.39</b>   |





**6(a) DEFERRED TAX ASSETS (Net)**

|                                 | 01-Apr-23     | Recognised in P&L | 31-Mar-24       |
|---------------------------------|---------------|-------------------|-----------------|
| <b>Deferred tax asset</b>       |               |                   |                 |
| Unabsorbed loss                 | 216.66        | 87.22             | 303.88          |
| MAT credit entitlement          | 726.64        | -                 | 726.64          |
| <b>Deferred tax asset (net)</b> | <b>943.30</b> | <b>87.22</b>      | <b>1,030.52</b> |

|                                 | 01-Apr-24       | Recognised in P&L | 31-Mar-25     |
|---------------------------------|-----------------|-------------------|---------------|
| <b>Deferred tax asset</b>       |                 |                   |               |
| Unabsorbed loss                 | 303.88          | (303.88)          | -             |
| MAT credit entitlement          | 726.64          | -                 | 726.64        |
| <b>Deferred tax asset (net)</b> | <b>1,030.52</b> | <b>(303.88)</b>   | <b>726.64</b> |

**6(b) TAX ASSETS**

|  | As at 31-Mar-25 | As at 31-Mar-24 |
|--|-----------------|-----------------|
| <b>Current</b>                         |                 |                 |
| Advance tax, net of provision          |                 |                 |
| - Balance at the beginning of the Year | 7,935.84        | 6,558.95        |
| - Less: Current tax for the Year       | (384.86)        |                 |
| - Less: Received during the year       | (6,173.30)      | (1,275.26)      |
| - Add: Taxes paid during the Year      | 2,980.31        | 2,652.15        |
| <b>Closing Balance</b>                 | <b>4,357.99</b> | <b>7,935.84</b> |



**JAIN PROCESSED FOODS TRADING & INVESTMENTS PVT.LTD.**  
**NOTES TO THE FINANCIAL STATEMENTS FOR THE YEAR ENDED 31-MAR-2025**

**7 SHARE CAPITAL**

(All Amounts in ₹ Hundreds unless otherwise stated)

**[a] Authorised share capital**

|                           | Equity shares of ₹ 10/- each<br>(PY ₹ 10/- each) |         |
|---------------------------|--|---------|
|                           | No. of shares                                    | Amount  |
| As at 1-Apr-2023          | 3,500,000  | 350,000 |
| Increase during the year. | -  | -       |
| As at 31-Mar-2024         | 3,500,000  | 350,000 |
| Increase during the year  | -  | -       |
| As at 31-Mar-2025         | 3,500,000  | 350,000 |

**(i) Terms / rights, preferences and restrictions attached to equity shares:**

Each holder of Ordinary Equity Shares is entitled to one vote per share. They have right to receive dividend proposed by the Board of Directors and approved by the Shareholders in the Annual General Meeting, right to receive annual report and other quarterly/half yearly/annually reports/notices and right to get new shares proportionately in case of issuance of additional shares by the Company.

In the event of liquidation of the Company, the holders of Equity Shares will be entitled to receive remaining assets of the Company, after distribution of all preferential amounts. The distribution will be in proportion to the number of Ordinary Equity Shares held by the Shareholders. The Company has a first and paramount lien upon all the Ordinary Equity Shares.

**[b] Issued equity share capital**

|                        | Equity shares of ₹ 10/- each<br>(PY ₹ 10/- each) |         |
|------------------------|--|---------|
|                        | No. of shares                                    | Amount  |
| As at 1-Apr-2023       | 2,010,000  | 201,000 |
| Issued During the Year | -  | -       |
| As at 31-Mar-2024      | 2,010,000  | 201,000 |
| Issued During the year | -  | -       |
| As at 31-Mar-2025      | 2,010,000  | 201,000 |


**[c] Details of shareholders holding more than 5% of the aggregate shares in the Company:**

**(i) Equity shares of (face value: ₹ 10/- each)**

|                              | 31-Mar-25     |                   | 31-Mar-24     |            |
|------------------------------|---------------|-------------------|---------------|------------|
|                              | No. of shares | % of total equity | No. of shares | % of total |
| Jain Irrigation Systems Ltd. | 2,009,998     | 99.99%            | 2,009,998     | 99.99%     |

**[d] Shareholding of Promoters**

| Promoter Name             | At the Beginning |                  | At the End    |                   | % Change during the |
|---------------------------|------------------|------------------|---------------|-------------------|---------------------|
|                           | No. of Shares    | % of total share | No. of Shares | % of total shares |                     |
| Shri Ashok Bhavarlal Jain | 1                | 0.00%            | 1             | 0.00%             | 0.00%               |
| Shri Anil Bhavarlal Jain  | 1                | 0.00%            | 1             | 0.00%             | 0.00%               |
| <b>Total</b>              | <b>2</b>         | <b>0.01%</b>     | <b>2</b>      | <b>0.00%</b>      | <b>0.01%</b>        |



**JAIN PROCESSED FOODS TRADING & INVESTMENTS PVT.LTD.**  
**NOTES TO THE FINANCIAL STATEMENTS FOR THE YEAR ENDED 31-MAR-2025**

(All Amounts in ₹ Hundreds unless otherwise stated)

**8 OTHER EQUITY**

|                   | As at 31-Mar-25 | As at 31-Mar-24 |
|-------------------|-----------------|-----------------|
| Retained earnings | 2,977.47        | 1,199.16        |
| Total             | 2,977.47        | 1,199.16        |

**(i) Retained earnings**

|                                      | As at 31-Mar-25 | As at 31-Mar-24 |
|--------------------------------------|-----------------|-----------------|
| Balance at the beginning of the year | 1,199.16        | 1,447.42        |
| Net profit (Loss) for the year       | 1,778.31        | (248.26)        |
| Balance at the end of the year       | 2,977.47        | 1,199.16        |

**9 FINANCIAL LIABILITIES**

**9(a) BORROWINGS**

|                         | As at 31-Mar-25 | As at 31-Mar-24 |
|-------------------------|-----------------|-----------------|
| <b>Current</b>          |                 |                 |
| Borrowings              | -               | -               |
| Secured                 | -               | -               |
| Unsecured               | 269,161.55      | 242,913.39      |
|                         | 269,161.55      | 242,913.39      |
| Loan From Related Party | 269,161.55      | 242,913.39      |
|                         | 269,161.55      | 242,913.39      |

**9(b) TRADE PAYABLES**

|                                   | As at 31-Mar-25 | As at 31-Mar-24 |
|-----------------------------------|-----------------|-----------------|
| <b>Current</b>                    |                 |                 |
| Trade payables                    | 80,982.72       | -               |
| Trade payables to related parties | -               | -               |
|                                   | 80,982.72       | -               |

For Trade Payable ageing & classification of Trade Payables under the Micro, Small and Medium Enterprises Development Act, 2006, refer Note no. 24 & 25 respectively

**9(c) PROVISIONS**

|                        | As at 31-Mar-25 | As at 31-Mar-24 |
|------------------------|-----------------|-----------------|
| <b>Current</b>         |                 |                 |
| Provision for Expenses | 400.00          | 210.51          |
|                        | 400.00          | 210.51          |

**10 OTHER CURRENT LIABILITIES**

|                | As at 31-Mar-25 | As at 31-Mar-24 |
|----------------|-----------------|-----------------|
| <b>Current</b> |                 |                 |
| TDS Payable    | 718.75          | 655.73          |
| Other Payables | 189.76          | 421.67          |
| Duties and Tax | 184.94          | -               |
|                | 1,093.45        | 1,077.40        |



**JAIN PROCESSED FOODS TRADING & INVESTMENTS PVT.LTD.**  
**NOTES TO THE FINANCIAL STATEMENTS FOR THE YEAR ENDED 31-MAR-2025**

| <b>11 REVENUE FROM OPERATIONS</b>                   | (All Amounts in ₹ Hundreds unless otherwise stated) |                  |
|---|---|------------------|
|   | <b>2024-25</b>                                      | <b>2023-24</b>   |
| Revenue from sale of products                       |   |                  |
| - Domestic sales                                    | 74,530.80   | -                |
|   | <b>74,530.80</b>                                    | <b>-</b>         |
| <b>12 OTHER INCOME</b>                              | <b>2024-25</b>                                      | <b>2023-24</b>   |
| Other non-operating income                          | -   | -                |
| Interest on deposits and others                     | 29,862.19   | 26,521.57        |
|   | <b>29,862.19</b>                                    | <b>26,521.57</b> |
| <b>13 COST OF CONSUMPTION AND TRADED GOODS SOLD</b> | <b>2024-25</b>                                      | <b>2023-24</b>   |
| (a) Cost of materials consumed                      |   |                  |
| Inventory at the beginning of the year              | -   | -                |
| Add: Purchases                                      | 72,306.00   | -                |
| Less: Inventory at the end of the year              | -   | -                |
| <b>Cost of raw materials consumed</b>               | <b>72,306.00</b>                                    | <b>-</b>         |
| <b>14 OTHER EXPENSES</b>                            | <b>2024-25</b>                                      | <b>2023-24</b>   |
| Auditor's remuneration                              | 200.00  | 200.00           |
| Legal, professional & consultancy fees              | 140.00  | 130.00           |
| Law and Legal Expenses                              | 37.50   | 18.00            |
| Communication expenses                              | 31.15   | 37.69            |
| Miscellaneous expenses                              | -   | -                |
| Demat A/c Charges                                   | 55.19   | 91.32            |
| Late Fee  | -   | 0.20             |
|   | <b>463.84</b>                                       | <b>477.21</b>    |
| <b>14(a) Payment to auditors</b>                    | <b>2024-25</b>                                      | <b>2023-24</b>   |
| As auditor  |   |                  |
| Statutory audit fees                                | 200.00  | 200.00           |
|   | <b>200.00</b>                                       | <b>200.00</b>    |
| <b>15 FINANCE COSTS</b>                             | <b>2024-25</b>                                      | <b>2023-24</b>   |
| Interest on term loan and Others                    | 29,149.61   | 26,373.35        |
| Bank commission and charges                         | 6.49  | 6.49             |
|   | <b>29,156.10</b>                                    | <b>26,379.84</b> |





## 16 INCOME TAX

### [a] Income tax expense is as follows:

|  | 2024-25       | 2023-24        |
|--|---------------|----------------|
| <b>Statement of profit and loss</b>                          |               |                |
| <i>Current tax:</i>  |               |                |
| Tax for the year   | 384.86        | -              |
| Adjustments for current tax of prior periods                 | -             | -              |
| <b>Total current tax expense</b>                             | <b>384.86</b> | <b>-</b>       |
| <i>Deferred tax:</i>   |               |                |
| Decrease / (Increase) in deferred tax assets                 | 303.88        | (87.22)        |
| (Increase) / Decrease in deferred tax liabilities            | -             | -              |
| <b>Total deferred tax expense / (benefit)</b>                | <b>303.88</b> | <b>(87.22)</b> |
| <b>Income tax expense</b>                                    | <b>688.74</b> | <b>(87.22)</b> |
| <b>Other comprehensive income</b>                            |               |                |
| <i>Deferred tax related to OCI items:</i>                    |               |                |
| Net loss / (gain) on remeasurements of defined benefit plans | -             | -              |
|  | -             | -              |

### [b] Reconciliation of tax expense and the accounting profit computed by applying the Income tax rate:

|  | 2024-25       | 2023-24        |
|--|---------------|----------------|
| Profit before tax  | 2,467.05      | (335.48)       |
| Brought Forward lossess recouped to reduce current tax expense | (1,303.68)    | -              |
| Current year Normal Tax Liability                              | 302.48        | -              |
| Current year MAT Liability                                     | 384.86        | -              |
| Deferred tax expense   | 303.88        | (87.22)        |
| <b>Income tax expense</b>                                      | <b>688.74</b> | <b>(87.22)</b> |

**JAIN PROCESSED FOODS TRADING & INVESTMENTS PVT.LTD.**  
**NOTES TO THE FINANCIAL STATEMENTS FOR THE YEAR ENDED 31-MAR-2025**

**17 EARNING PER SHARE [₹ in Actual Figures]**

Basic and diluted earnings/(loss) per share is calculated by dividing the profit/(loss) attributable to equity holders of the Company by the weighted average of equity shares outstanding during the year.

|  | 2024-25    | 2023-24     |
|--|------------|-------------|
| <b>(a) Basic earning per share</b>   |            |             |
| Basic earning per share  | 0.09       | (0.01)      |
| <b>(b) Diluted earning per share</b>   |            |             |
| Diluted earning per share  | 0.09       | (0.01)      |
| <b>(c) Reconciliation of earning used in calculating EPS</b>   |            |             |
|  | 2024-25    | 2023-24     |
| <b>Basic earning per share</b>   |            |             |
| Profit attributable to the equity share holders of the company used in calculating basic earning per share | 177,831.00 | (24,826.00) |
| <b>Diluted earning per share</b>   |            |             |
| Profit attributable to the equity share holders of the company used in calculating earning per share       | 177,831.00 | (24,826.00) |
| <b>(d) Weighted average number of shares used as denominator</b>   |            |             |
|  | 2024-25    | 2023-24     |
| Weighted average number of shares used as denominator in calculating basic earning per share               | 2,010,000  | 2,010,000   |

18 The Company has not hold any Property, Plant and Equipment (including Right-of-Use Assets) and intangible assets during the year.

19 The outstanding balances of Sundry Debtors, Sundry Creditors, Loans & Advances including Inter Corporate Deposit (taken and given), balances with various statutory / fiscal authorities (asset and liabilities) are subject to confirmation, reconciliation and consequent adjustments, if any. The differences as may be noticed on reconciliations will be accounted for on completion thereof. In the opinion of the management, the ultimate difference will not be material.

**20 Related party transactions**

**A] Related parties and their relation**

**1] Key management personnel**

Shri Anil B. Jain  
Shri Ashok B. Jain

**2] Relatives of Director**

Mr. Atul B. Jain (Brother of Ashok/Anil B. Jain)  
Mrs. Jyoti Ashok Jain (Wife of Ashok B Jain)  
Mrs. Nisha Anil Jain (Wife of Anil B Jain)  
Ms. Arohi Ashok Jain (Daughter of Ashok B Jain)  
Mr. Athman Ashok Jain (Son of Ashok B Jain)

Mr. Ajit B. Jain (Brother of Ashok/Anil B. Jain)  
Shri. Athang Anil Jain (Son of Mr. Anil B Jain)  
Mrs. Ambika Athang Jain (Wife of Mr. Athang A Jain)  
Ms. Amoli Anil Jain (Daughter of Mr. Anil B Jain)  
Ms. Ashuli Anil Jain (Daughter of Mr. Anil B Jain)

**3] Companies / Firms in which Director, Director's relatives are Directors/Shareholders/Partners**

**1] Companies**

Jain Extrusion & Molding Pvt. Ltd.,  
Jain Vanguard Polybutylene Ltd.,  
Atlas Technology Pvt. Ltd.,  
JAF Products Pvt. Ltd.,  
Jalgaon Investment Pvt. Ltd.,  
Jain Rotfil Heaters Pvt. Ltd.,  
Jain e-agro.com India Pvt. Ltd.  
Dripteck India Pvt. Ltd.

Pixel Point Pvt. Ltd.,  
Labh Subh Securities International Ltd.,  
Jain Brothers Industries Pvt. Ltd.,  
Cosmos Investment & Trading Pvt. Ltd.,  
Stock & Securities (India) Pvt. Ltd.,  
Timbron India Pvt. Ltd.,  
Jain Irrigation Systems Ltd.  
Sustainable Agro-Commercial Finance Ltd.  
Gandhi Research Foundation, (Section 8 Company),

Jain Farm Fresh Foods Ltd.  
Association of Future Agriculture Leader of India (Section 8 Company),  
Kantabai Bhavarlal Jain Family Knowledge Institute (Section 8 Company),

**2] Partnership firms**

Jain Health Care Services  
Gaurai Gram Udyog  
Jalgaon Metal & Bricks Manufacturing Co.

Jalgaon Udyog,  
Jain Dream Spaces

**3] Proprietorship**

Drip & Pipe Suppliers  
PVC trading House

Jain Sons & Investments Corporation,  
Plastic Enterprises

**4] Trust:**

Anubhuti Scholarship Foundation,  
Bahinabai Chaudhari Memorial Trust

Bhavarlal and Kantabai Jain Multipurpose Foundation,

**5] Trust entities**

Jain Family Holding Trust  
Jain Family Enterprises Trust  
Jain Family Trust

Jain Family Investment Trust  
Jain Family Investment Management Trust



**JAIN PROCESSED FOODS TRADING & INVESTMENTS PVT.LTD.**
**NOTES TO THE FINANCIAL STATEMENTS FOR THE YEAR ENDED 31-MAR-2025**
**B] Transactions & balances (party-wise)**

(All Amounts in ₹ Hundreds unless otherwise stated)

|   | Transactions During the Period |                         | Balances As on |              |
|---|--------------------------------|-------------------------|----------------|--------------|
|   | Year Ended<br>31-Mar-25        | Year Ended<br>31-Mar-24 | 31-Mar-25      | 31-Mar-24    |
| <b>1) Short Term Borrowing</b>                                    |                                |                         |                |              |
| Jain Irrigation Systems Ltd.[Interest net off TDS]                | (26,248.16)                    | (23,736.01)             | (269,161.55)   | (242,913.39) |
| <b>2) Short Term Advances</b>                                     |                                |                         |                |              |
| Driptech India Pvt. Ltd.<br>[Interest net off TDS & part receipt] | 24,721.99                      | 20,869.41               | 257,184.20     | 232,462.22   |
| <b>2) Sales   excluding GST  </b>                                 |                                |                         |                |              |
| Jain Farm Fresh Foods Ltd.  | 74,530.80                      | -                       | 83,399.97      | -            |
| <b>3) Investments</b>   |                                |                         |                |              |
| Driptech India Pvt. Ltd.  | -                              | -                       | 986.67         | 986.67       |
| Jain Farm Fresh Foods Ltd.  | -                              | -                       | 200,500.00     | 200,500.00   |
| <b>4) Interest Expenses /(Income)</b>                             |                                |                         |                |              |
| Jain Irrigation Systems Ltd.                                      | 29,149.61                      | 26,373.35               | -              | -            |
| Driptech India Pvt. Ltd.  | (29,057.77)                    | (26,521.56)             | -              | -            |

21 There is no contingent liability for the reporting period under review.

22 Information as required by Schedule III to the Companies Act, 2013 is given only to the extent applicable in case of the company.

**23 Ageing Analysis of Trade Receivables for F.Y. 2024-25 :**

| Particulars                                      | Outstanding for following periods from due date of payment |               |           |           |                   | Total            |
|--|--|---------------|-----------|-----------|-------------------|------------------|
|  | Less than 6 Months   | 6 Mths-1 year | 1-2 years | 2-3 years | More than 3 years |                  |
| <u>Undisputed:</u>                               |  |               |           |           |                   |                  |
| - Considerd Good                                 | 83,399.97  | -             | -         | -         | 2,074.83          | 85,474.80        |
| - which have significant increase in credit risk | -  | -             | -         | -         | -                 | -                |
| - credit impaired                                | -  | -             | -         | -         | -                 | -                |
| <u>Disputed:</u>                                 |  |               |           |           |                   |                  |
| - Considerd Good                                 | -  | -             | -         | -         | -                 | -                |
| - which have significant increase in credit risk | -  | -             | -         | -         | -                 | -                |
| - credit impaired                                | -  | -             | -         | -         | -                 | -                |
| <b>Total</b>                                     | <b>83,399.97</b>   | <b>-</b>      | <b>-</b>  | <b>-</b>  | <b>2,074.83</b>   | <b>85,474.80</b> |

**Ageing Analysis of Trade Receivables for F.Y. 2023-24 :**

| Particulars                                      | Outstanding for following periods from due date of payment |               |           |           |                   | Total           |
|--|--|---------------|-----------|-----------|-------------------|-----------------|
|  | Less than 6 Months   | 6 Mths-1 year | 1-2 years | 2-3 years | More than 3 years |                 |
| <u>Undisputed:</u>                               |  |               |           |           |                   |                 |
| - Considerd Good                                 | -  | -             | -         | -         | 2,074.83          | 2,074.83        |
| - which have significant increase in credit risk | -  | -             | -         | -         | -                 | -               |
| - credit impaired                                | -  | -             | -         | -         | -                 | -               |
| <u>Disputed:</u>                                 |  |               |           |           |                   |                 |
| - Considerd Good                                 | -  | -             | -         | -         | -                 | -               |
| - which have significant increase in credit risk | -  | -             | -         | -         | -                 | -               |
| - credit impaired                                | -  | -             | -         | -         | -                 | -               |
| <b>Total</b>                                     | <b>-</b>   | <b>-</b>      | <b>-</b>  | <b>-</b>  | <b>2,074.83</b>   | <b>2,074.83</b> |

**24 Ageing Analysis of Trade Payables for F.Y. 2024-25 :**

| Particulars                 | Outstanding for following periods from due date of payment |           |           |             | Total     |
|-----------------------------|--|-----------|-----------|-------------|-----------|
|                             | Less than 1  | 1-2 years | 2-3 years | More than 3 |           |
| (i) MSME                    | -  | -         | -         | -           | -         |
| (ii) Others                 | 80,982.72  | -         | -         | -           | 80,982.72 |
| (iii) Disputed dues - MSME  | -  | -         | -         | -           | -         |
| (iv) Disputed dues - Others | -  | -         | -         | -           | -         |
| Total                       | 80,982.72  | -         | -         | -           | 80,982.72 |

**Ageing Analysis of Trade Payables for F.Y. 2023-24 :**

| Particulars                 | Outstanding for following periods from due date of payment |           |           |             | Total |
|-----------------------------|--|-----------|-----------|-------------|-------|
|                             | Less than 1  | 1-2 years | 2-3 years | More than 3 |       |
| (i) MSME                    | -  | -         | -         | -           | -     |
| (ii) Others                 | -  | -         | -         | -           | -     |
| (iii) Disputed dues - MSME  | -  | -         | -         | -           | -     |
| (iv) Disputed dues - Others | -  | -         | -         | -           | -     |
| Total                       | -  | -         | -         | -           | -     |

**25** The details of classification of Trade Payables under the Micro, Small and Medium Enterprises Development Act, 2006 required as per Schedule III to the Companies Act, 2013 are provided only to the extent the company has received intimation from the 'suppliers' regarding their status under that act. And In view of the insufficient information from the suppliers regarding their status as Micro, Small or Medium Enterprises, amount overdue & interest thereon payable to such undertaking(s) could not be ascertained.

| <b>26</b> CIF Values of Import of: | 2024-25 | 2023-24 |
|------------------------------------|---------|---------|
| 1 Raw Material                     | Nil     | Nil     |
| 2 Components and Spare Parts       | Nil     | Nil     |
| 3 Capital Goods                    | Nil     | Nil     |

**27** Earning & Expenditure in foreign Currency Nil Nil

**28** Transactions in Crypto Currency or Virtual Currency Nil Nil

**29 Details of Consumption of Imported & Indigenous Material:**

| Particulars  | Consumption Amt | Percentage |
|--|-----------------|------------|
| Imported Raw Materials, Spare Parts and Components   | -               | 0%         |
| Indigenous Raw Materials, Spare Parts and Components | -               | 0%         |
| Total Consumption during the year...                 | -               | 0%         |

**30 Details of Loans granted to Promoters, Directors, Key Managerial Persons and the Related Parties for F.Y. 2024-25**

| Type of Borrower | Repayable on demand (or) Without specifying any terms or period of repayment | Amount of loan or advance in the nature of loan outstanding | Percentage to the total Loans and Advances in the nature of loans |
|------------------|--|---|---|
| Promoters        | -  | -   |   |
| Directors        | -  | -   |   |
| KMPs             | -  | -   |   |
| Related Parties  | 257,184.20   | -   | 100%  |

**Details of Loans granted to Promoters, Directors, Key Managerial Persons and the Related Parties for F.Y. 2023-24**

| Type of Borrower | Repayable on demand (or) Without specifying any terms or period of repayment | Amount of loan or advance in the nature of loan outstanding | Percentage to the total Loans and Advances in the nature of loans |
|------------------|--|---|---|
| Promoters        | -  | -   |   |
| Directors        | -  | -   |   |
| KMPs             | -  | -   |   |
| Related Parties  | 232,462.18   | -   | 100%  |





**JAIN PROCESSED FOODS TRADING & INVESTMENTS PVT.LTD.****NOTES TO THE FINANCIAL STATEMENTS FOR THE YEAR ENDED 31-MAR-2025**

(All Amounts in ₹ Hundreds unless otherwise stated)

- 31 At any point of time during the year, the company has not held any investment in and the company's shares are not held by and the company has not transacted in any manner with any company struck off under section 248 of the Companies Act, 2013.
- 32 The Company does not have any Benami property. Further, there are no proceedings initiated or are pending against the Company for holding any benami property under the Prohibition of Benami Property Transactions Act, 1988 and rules made thereunder.
- 33 The Company has not been declared as a wilful defaulter by any bank or financial institution or government or any government authority.
- 34 The company has not filed any Scheme of Arrangements in terms of sections 230 to 237 of the Companies Act, 2013 with any Competent Authority

**35 Ratio Analysis:**

| Ratio                            | Numerator                           | Denominator                                | 2024-25 | 2023-24 | % Variance | Reason for variance > 25% |
|----------------------------------|-------------------------------------|--|---------|---------|------------|---------------------------|
| Current Ratio                    | Current Assets                      | Current Liabilities                        | 1.01    | 1.00    | 0.42%      |                           |
| Debt-Equity Ratio                | Total Debt                          | Shareholder's Funds                        | 1.32    | 1.20    | 9.84%      |                           |
| Debt Service Coverage Ratio      | Earnings available for debt service | Debt Service                               | 1.08    | 0.99    | 9.86%      |                           |
| Return On Equity Ratio           | Net Profits after taxes             | Avg. Shareholder's Funds                   | 0.01    | 0.00    | 0.00%      |                           |
| Inventory Turnover Ratio         | Sales                               | Average Inventory                          | NA      | NA      | NA         |                           |
| Trade Receivables Turnover Ratio | Net Credit Sales                    | Average Accounts Receivable                | 1.70    | 0.00    | NA         |                           |
| Trade Payables Turnover Ratio    | Net Credit Purchases                | Average Trade Payables                     | 1.79    | 0.00    | NA         |                           |
| Net Capital Turnover Ratio       | Net Sales                           | Average Working Capital                    | 46.53   | 0.00    | NA         |                           |
| Net Profit Ratio                 | Net Profit                          | Net Sales                                  | 0.02    | 0.00    | NA         |                           |
| Return On Capital Employed       | Earning before interest and taxes   | Capital Employed                           | 0.07    | 0.06    | 14.23%     |                           |
| Return On Investment             | Change in Intrinsic Value per Share | Intrinsic Value per Share at the beginning | 0.01    | 0.00    | 0.88%      |                           |

- 36 No funds have been advanced or loaned or invested (either from borrowed funds or share premium or any other sources or kind of funds) by the Company to or in any other person(s) or entity(ies), including foreign entities ("Intermediaries") with the understanding, whether recorded in writing or otherwise, that the Intermediary shall lend or invest in party identified by or on behalf of the Company (Ultimate Beneficiaries). The Company has not received any fund from any party(s) (Funding Party) with the understanding that the Company shall whether, directly or indirectly lend or invest in other persons or entities identified by or on behalf of the Company ("Ultimate Beneficiaries") or provide any guarantee, security or the like on behalf of the Ultimate Beneficiaries.
- 37 As the company has not received the audited financial statements of its subsidiary company, viz., Driptech India Pvt. Ltd. till the balance sheet date, the company could not prepare the consolidated financial statements.



### 38 FAIR VALUE MEASUREMENTS

#### (a) ACCOUNTING CLASSIFICATION AND FAIR VALUES

The following table shows the carrying amounts and fair values of financial assets and financial liabilities, including their levels in the fair value hierarchy. It does not include fair value information for financial assets and financial liabilities if the carrying amount is a reasonable approximation of fair value. The Company's long-term loan has been contracted at floating rates of interest, which are reset at short intervals. Accordingly, the carrying value of such long-term debt approximates fair value.

| 31-Mar-25                    | Carrying amount |                |            | Fair value |         |         | Total |
|------------------------------|-----------------|----------------|------------|------------|---------|---------|-------|
|                              | FVTPL           | Amortised Cost | Total      | Level 1    | Level 2 | Level 3 |       |
| <b>Financial Assets</b>      |                 |                |            |            |         |         |       |
| <b>(i) Non-Current</b>       |                 |                |            |            |         |         |       |
| <b>Investments</b>           |                 |                |            |            |         |         |       |
| Investment in Equity shares  | -               | 201,486.67     | 201,486.67 | -          | -       | -       | -     |
|                              | -               | 201,486.67     | 201,486.67 | -          | -       | -       | -     |
| <b>(ii) Current</b>          |                 |                |            |            |         |         |       |
| Trade receivables            | -               | 85,474.80      | 85,474.80  | -          | -       | -       | -     |
| Cash and Bank                | -               | 6,367.60       | 6,367.60   | -          | -       | -       | -     |
| <b>Loans</b>                 |                 |                |            |            |         |         |       |
| (a) Loans to related parties | -               | 257,184.20     | 257,184.20 | -          | -       | -       | -     |
|                              | -               | 349,026.60     | 349,026.60 | -          | -       | -       | -     |
|                              | -               | 550,513.27     | 550,513.27 | -          | -       | -       | -     |
|                              |                 |                |            |            |         |         |       |
| 31-Mar-24                    | Carrying amount |                |            | Fair value |         |         | Total |
|                              | FVTPL           | Amortised Cost | Total      | Level 1    | Level 2 | Level 3 |       |
| <b>Financial Assets</b>      |                 |                |            |            |         |         |       |
| <b>(i) Non-Current</b>       |                 |                |            |            |         |         |       |
| <b>Investments</b>           |                 |                |            |            |         |         |       |
| Investment in Equity shares  | -               | 201,486.67     | 201,486.67 | -          | -       | -       | -     |
|                              | -               | 201,486.67     | 201,486.67 | -          | -       | -       | -     |
| <b>(ii) Current</b>          |                 |                |            |            |         |         |       |
| Trade receivables            | -               | 2,074.83       | 2,074.83   | -          | -       | -       | -     |
| Cash and Bank                | -               | 1,309.03       | 1,309.03   | -          | -       | -       | -     |
| (a) Loans to related parties | -               | 232,462.18     | 232,462.18 | -          | -       | -       | -     |
|                              | -               | 235,846.04     | 235,846.04 | -          | -       | -       | -     |
|                              | -               | 437,332.71     | 437,332.71 | -          | -       | -       | -     |
| <b>Financial Liabilities</b> |                 |                |            |            |         |         |       |
| <b>(i) Current</b>           |                 |                |            |            |         |         |       |
| Borrowings                   | -               | 242,913.39     | 242,913.39 | -          | -       | -       | -     |
| Trade payables               | -               | -              | -          | -          | -       | -       | -     |
|                              | -               | 242,913.39     | 242,913.39 | -          | -       | -       | -     |

#### (b) FAIR VALUE HIERARCHY

Fair value is the amount for which an asset could be exchanged, or a liability settled between knowledgeable willing parties in an arm's length transaction. The Company has made certain judgements and estimates in determining the fair values of the financial instruments that are (a) recognised and measured at fair value and (b) measured at amortised cost and for which fair values are disclosed in the financial statements.

To provide an indication about the reliability of the inputs used in determining fair value, the Company has classified the financial instruments into three levels prescribed under the accounting standard. An explanation of each level is as follows:

Level 1: Level 1 hierarchy includes financial instruments measured using quoted prices. This includes listed equity instruments, traded bonds and mutual funds that have quoted price. The fair value of all equity instruments and bonds which are traded in stock exchanges is valued using the closing price as at the reporting period. The mutual funds are valued using the closing NAV.

Level 2: Level 2 hierarchy includes financial instruments that are not traded in an active market (for example over-the-counter derivatives) is determined using valuation techniques which maximise the use of observable market data and rely as little as possible on entity-specific estimates.

Level 3: If one or more of the significant inputs is not based on the observable market data, the instrument is included in level 3 hierarchy.

#### B. FINANCIAL RISK MANAGEMENT

The Company has exposure to the following risks arising from financial instruments:

- Credit risk ;
- Liquidity risk ; and
- Market risk

##### i. Risk management framework

The Company's board of directors has overall responsibility for the establishment and oversight of the Company's risk management framework. The board of directors has established the Risk Management Committee, which is responsible for developing and monitoring the Company's risk management policies. The committee reports regularly to the board of directors on its activities.

The Company's risk management policies are established to identify and analyse the risks faced by the Company, to set appropriate risk limits and controls and to monitor risks and adherence to limits. Risk management policies and systems are reviewed regularly to reflect changes in market conditions and the Company's activities. The Company, through its training and management standards and procedures, aims to maintain a disciplined and constructive control environment in which all employees understand their roles and obligations.

The audit committee oversees how management monitors compliance with the company's risk management policies and procedures, and reviews the adequacy of the risk management framework in relation to the risks faced by the Company. The audit committee is assisted in its oversight role by internal audit. Internal audit undertakes both regular and ad hoc reviews of risk management controls and procedures, the results of which are reported to the audit committee.



**JAIN PROCESSED FOODS TRADING & INVESTMENTS PVT.LTD.****NOTES TO THE FINANCIAL STATEMENTS FOR THE YEAR ENDED 31-MAR-2025**

(All Amounts in ₹ Hundreds unless otherwise stated)

**39 CAPITAL MANAGEMENT****RISK MANAGEMENT**

The Company's policy is to maintain a strong capital base so as to maintain investor, creditor and market confidence and to sustain future development of the business. Management monitors the return on capital as well as the level of dividends to ordinary shareholders. The board of directors seeks to maintain a balance between the higher returns that might be possible with higher levels of borrowings and the advantages and security afforded by a sound capital position.

The Company monitors capital using a ratio of 'adjusted net debt' to 'adjusted equity'. For this purpose, adjusted net debt is defined as total liabilities, comprising interest-bearing loans and borrowings and obligations under finance leases, less cash and cash equivalents. Adjusted equity comprises all components of equity.

The group monitors capital on the basis of the following gearing ratio:

Net debt (total borrowings net of cash and cash equivalents) divided by total 'equity' (as shown in the balance sheet, including non controlling interests).

The Company's target is to achieve a debt equity ratio of 1:1. The gearing ratios were as follows:

|                                 | As at 31-03-2025 | As at 31-03-2024 |
|---------------------------------|------------------|------------------|
| Debt                            | 269,161.55       | 242,913.39       |
| Less: Cash & Cash Equivalent    | 6,367.60         | 1,309.03         |
| Net Debt                        | 262,793.95       | 241,604.36       |
| Total Equity                    | 203,977.47       | 202,199.16       |
| <b>Net Debt to equity ratio</b> | <b>1.29</b>      | <b>1.19</b>      |

- 40 In the opinion of Board of Directors all the current asset, non-current assets, loans & advances and deposits are realisable at value stated in ordinary course of business, which are at least equal to the amount, at which they are stated in books, unless otherwise stated.
- 41 Comparative previous year's figures have been reworked, regrouped and reclassified to the extent possible, wherever necessary to conform to current year's classification and presentation.

As per our attached report of even date

**For Pukharaj C. Jain & Co.**

F.R.No.108208W

Chartered Accountants

**CA. Gaurav P. Jain**

(Partner)

M.No.116879

Place: Jalgaon

Date: 08/05/2025

UDIN- 25116879BMOHGU6875



On behalf of Board of Directors

**Jain Processed Foods Trading & Investments Pvt. Ltd.**

**Ashok B. Jain**

Director

Place: Jalgaon

Date: 08/05/2025

DIN-00053157

**Anil B. Jain**

Director

Place: Jalgaon

Date: 08/05/2025

DIN-00053035